

(19) World Intellectual Property Organization
International Bureau



(43) International Publication Date
17 August 2006 (17.08.2006)

PCT

(10) International Publication Number
WO 2006/086449 A2

(51) International Patent Classification:
A61K 31/4745 (2006.01)

(74) Agents: ERSFELD, Dean, A. et al.; 3M Center, Office
Of Intellectual Property Counsel, Post Office Box 33427,
Saint Paul, Minnesota 55133-3427 (US).

(21) International Application Number:
PCT/US2006/004391

(81) Designated States (unless otherwise indicated, for every
kind of national protection available): AE, AG, AL, AM,
AT, AU, AZ, BA, BB, BG, BR, BW, BY, BZ, CA, CH, CN,
CO, CR, CU, CZ, DE, DK, DM, DZ, EC, EE, EG, ES, FI,
GB, GD, GE, GH, GM, HR, HU, ID, IL, IN, IS, JP, KE,
KG, KM, KN, KP, KR, KZ, LC, LK, LR, LS, LT, LU, LV,
LY, MA, MD, MG, MK, MN, MW, MX, MZ, NA, NG, NI,
NO, NZ, OM, PG, PH, PL, PT, RO, RU, SC, SD, SE, SG,
SK, SL, SM, SY, TJ, TM, TN, TR, TT, TZ, UA, UG, US,
UZ, VC, VN, YU, ZA, ZM, ZW.

(22) International Filing Date: 8 February 2006 (08.02.2006)

(25) Filing Language: English

(26) Publication Language: English

(30) Priority Data:
60/651,585 9 February 2005 (09.02.2005) US
60/733,036 3 November 2005 (03.11.2005) US

(84) Designated States (unless otherwise indicated, for every
kind of regional protection available): ARIPO (BW, GH,
GM, KE, LS, MW, MZ, NA, SD, SL, SZ, TZ, UG, ZM,
ZW), Eurasian (AM, AZ, BY, KG, KZ, MD, RU, TJ, TM),
European (AT, BE, BG, CH, CY, CZ, DE, DK, EE, ES, FI,
FR, GB, GR, HU, IE, IS, IT, LT, LU, LV, MC, NL, PL, PT,
RO, SE, SI, SK, TR), OAPI (BF, BJ, CF, CG, CI, CM, GA,
GN, GQ, GW, ML, MR, NE, SN, TD, TG).

(71) Applicant (for all designated States except US): 3M
INNOVATIVE PROPERTIES COMPANY [US/US];
3M Center, Post Office Box 33427, Saint Paul, Minnesota
55133-3427 (US).

(72) Inventors; and

(75) Inventors/Applicants (for US only): PRINCE, Ryan,
B. [US/US]; 3M Center, Post Office Box 33427, Saint
Paul, Minnesota 55133-3427 (US). MERRILL, Bryon,
A. [US/US]; 3M Center, Post Office Box 33427, Saint
Paul, Minnesota 55133-3427 (US). HEPPNER, Philip, D.
[US/US]; 3M Center, Post Office Box 33427, Saint Paul,
Minnesota 55133-3427 (US). KSHIRSAGAR, Tushar,
A. [IN/US]; 3M Center, Post Office Box 33427, Saint
Paul, Minnesota 55133-3427 (US). WURST, Joshua,
R. [US/US]; 3M Center, Post Office Box 33427, Saint
Paul, Minnesota 55133-3427 (US). MANSKE, Karl,
J. [US/US]; 3M Center, Post Office Box 33427, Saint
Paul, Minnesota 55133-3427 (US). RICE, Michael, J.
[US/US]; 3M Center, Post Office Box 33427, Saint Paul,
Minnesota 55133-3427 (US).

Declarations under Rule 4.17:

- as to applicant's entitlement to apply for and be granted a patent (Rule 4.17(ii))
- as to the applicant's entitlement to claim the priority of the earlier application (Rule 4.17(iii))

Published:

- without international search report and to be republished upon receipt of that report

For two-letter codes and other abbreviations, refer to the "Guidance Notes on Codes and Abbreviations" appearing at the beginning of each regular issue of the PCT Gazette.

(54) Title: ALKYLOXY SUBSTITUTED THIAZOLOQUINOLINES AND THIAZOLONAPHTHYRIDINES

(57) Abstract: Thiazoloquinolines and thiazolonaphthyridines with an alkoxy substituent at the 6, 7, 8, or 9-position, pharmaceutical compositions containing the compounds, intermediates, methods of making and methods of use of these compounds as immunomodulators, for inducing cytokine biosynthesis in animals and in the treatment of diseases including viral and neoplastic diseases are disclosed.



WO 2006/086449 A2

ALKYLOXY SUBSTITUTED THIAZOLOQUINOLINES AND
THIAZOLONAPHTHYRIDINES

5

CROSS REFERENCE TO RELATED APPLICATIONS

The present invention claims priority to U.S. Provisional Application Serial No. 60/651585, filed February 9, 2005, and U.S. Provisional Application Serial No. 60/733036, filed November 3, 2005, both of which are incorporated herein by reference.

10

BACKGROUND

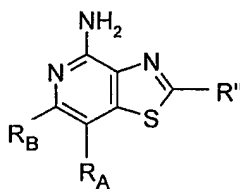
Certain compounds have been found to be useful as immune response modifiers (IRMs), rendering them useful in the treatment of a variety of disorders. However, there continues to be interest in and a need for compounds that have the ability to modulate the immune response, by induction of cytokine biosynthesis or other mechanisms.

15

SUMMARY

The present invention provides a new class of compounds that are useful in inducing cytokine biosynthesis in animals. Such compounds are of the following Formula I:

20



I

wherein R_A, R_B, and R'' are as defined below.

The compounds of Formula I are useful as immune response modifiers due to their ability to induce cytokine biosynthesis (e.g., induces the synthesis of at least one cytokine) and otherwise modulate the immune response when administered to animals. This makes the compounds useful in the treatment of a variety of conditions such as viral diseases and tumors that are responsive to such changes in the immune response.

25

The invention further provides pharmaceutical compositions containing an effective amount of a compound of Formula I and methods of inducing cytokine biosynthesis in an animal, treating a viral infection or disease and/or treating a neoplastic disease in an animal by administering an effective amount of a compound of Formula I to the animal.

In addition, methods of synthesizing compounds of Formula I and intermediates useful in the synthesis of these compounds are provided.

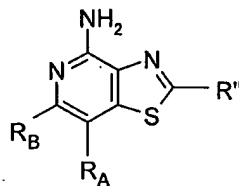
As used herein, "a", "an", "the", "at least one", and "one or more" are used interchangeably.

The terms "comprises" and variations thereof do not have a limiting meaning where these terms appear in the description and claims.

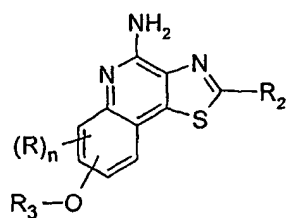
The above summary of the present invention is not intended to describe each disclosed embodiment or every implementation of the present invention. The description that follows more particularly exemplifies illustrative embodiments. In several places throughout the description, guidance is provided through lists of examples, which examples can be used in various combinations. In each instance, the recited list serves only as a representative group and should not be interpreted as an exclusive list.

DETAILED DESCRIPTION OF ILLUSTRATIVE EMBODIMENTS OF THE INVENTION

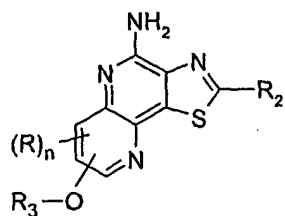
The present invention provides compounds of the following Formulas I through VII:



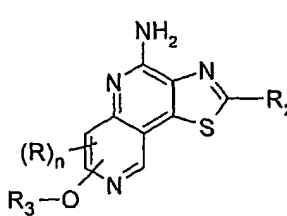
I



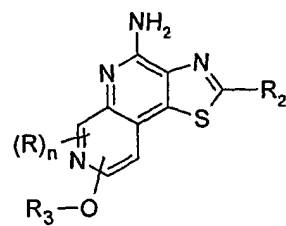
II



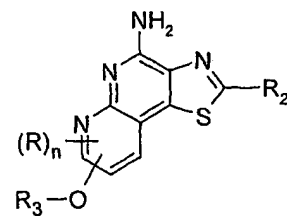
III



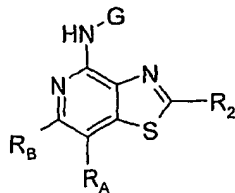
IV



V

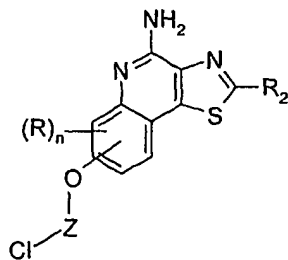


VI



VII

as well as intermediates of the following Formulas X through XIII:

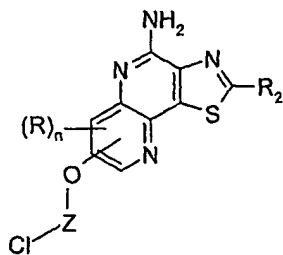


X

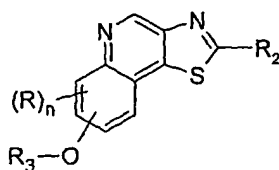
5

10

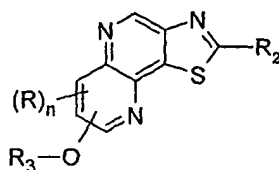
XXXXXXXXXXXX



XI



XII

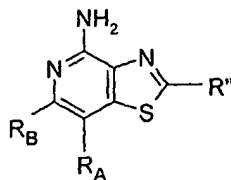


XIII

5

wherein R_A , R_B , R'' , R , R_2 , R_3 , n , G , and Z are as defined below.

In one embodiment, the present invention provides a compound of Formula I:



I

10

wherein:

R_A and R_B taken together form a fused benzene ring or fused pyridine ring wherein the benzene ring or pyridine ring is substituted by one $-O-R_3$ group, or substituted by one $-O-R_3$ group and one R group;

15

R_3 is selected from the group consisting of:

$-Z-Y-R_4$,

$-Z-Y-X-Y-R_4$,

-Z-Y-X-Y-X-Y-R₄,

-Z-R₅,

-Z-Het,

-Z-Het'-R₄, and

5

-Z-Het'-Y-R₄;

R is selected from the group consisting of alkyl, alkoxy, hydroxy, halogen, and trifluoromethyl;

R' is hydrogen or a non-interfering substituent;

10

Z is selected from the group consisting of alkylene, alkenylene, and alkynylene, wherein alkylene, alkenylene, and alkynylene can be optionally interrupted with one or more -O- groups;

Y is selected from the group consisting of:

15

-S(O)₀₋₂-,

-S(O)₂-N(R₈)-,

-C(R₆)-,

-C(R₆)-O-,

-O-C(R₆)-,

-O-C(O)-O-,

-N(R₈)-Q-,

20

-C(R₆)-N(R₈)-,

-O-C(R₆)-N(R₈)-,

-C(R₆)-N(OR₉)-,

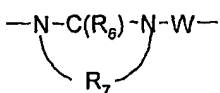
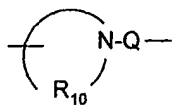
-O-N(R₈)-Q-,

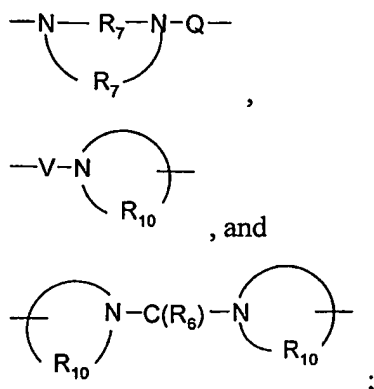
-O-N=C(R₄)-,

25

-C(=N-O-R₈)-,

-CH(-N(-O-R₈)-Q-R₄)-,





Het is heterocyclyl which can be unsubstituted or substituted by one or more substituents independently selected from the group consisting of alkyl, alkoxy, haloalkyl, haloalkoxy, halogen, nitro, hydroxy, hydroxyalkyl, cyano, hydroxyalkyleneoxyalkylenyl, amino, alkylamino, dialkylamino, and oxo;

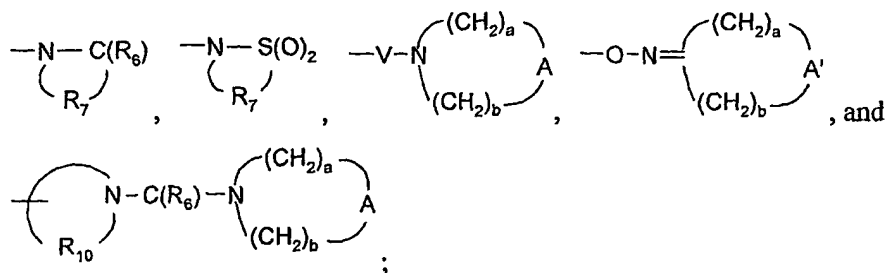
Het' is heterocyclylene which can be unsubstituted or substituted by one or more substituents independently selected from the group consisting of alkyl, alkoxy, haloalkyl, haloalkoxy, halogen, nitro, hydroxy, hydroxyalkyl, cyano, amino, alkylamino, dialkylamino, and oxo;

X is selected from the group consisting of alkylene, alkenylene, alkynylene, arylene, heteroarylene, and heterocyclylene wherein the alkylene, alkenylene, and alkynylene groups can be optionally interrupted or terminated with arylene, heteroarylene, or heterocyclylene, and optionally interrupted by one or more -O- groups;

R₄ is selected from the group consisting of hydrogen, alkyl, alkenyl, alkynyl, aryl, arylalkylenyl, aryloxyalkylenyl, alkylarylenyl, heteroaryl, heteroarylalkylenyl, heteroaryloxyalkylenyl, alkylheteroarylenyl, and heterocyclyl wherein the alkyl, alkenyl, alkynyl, aryl, arylalkylenyl, aryloxyalkylenyl, alkylarylenyl, heteroaryl, heteroarylalkylenyl, heteroaryloxyalkylenyl, alkylheteroarylenyl, and heterocyclyl groups can be unsubstituted or substituted by one or more substituents independently selected from the group consisting of alkyl, alkoxy, hydroxyalkyl, haloalkyl, haloalkoxy, halogen, nitro, hydroxy, mercapto, cyano, aryl, aryloxy, arylalkyleneoxy, heteroaryl, heteroaryloxy, heteroarylalkyleneoxy, heterocyclyl, amino, alkylamino, dialkylamino, (dialkylamino)alkyleneoxy, and in the case of alkyl, alkenyl, alkynyl, and heterocyclyl, oxo;

R₅ is selected from the group consisting of:

10



R₆ is selected from the group consisting of =O and =S;

R₇ is C₂₋₇ alkylene;

5 R₈ is selected from the group consisting of hydrogen, alkyl, hydroxyalkylenyl, alkoxyalkylenyl, arylalkylenyl, and heteroarylalkylenyl;

R₉ is selected from the group consisting of hydrogen and alkyl;

R₁₀ is C₃₋₈ alkylene;

10 A is selected from the group consisting of -O-, -CH₂-, -C(O)-, -S(O)₀₋₂-, and -N(R₄)-;

A' is selected from the group consisting of -O-, -S(O)₀₋₂-, -N(-Q-R₄)-, and -CH₂-;

Q is selected from the group consisting of a bond, -C(R₆)-, -C(R₆)-C(R₆)-, -S(O)₂-, -C(R₆)-N(R₈)-W-, -S(O)₂-N(R₈)-, -C(R₆)-O-, and -C(R₆)-N(OR₉)-;

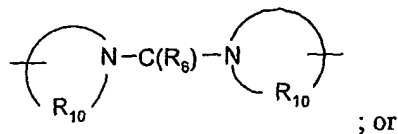
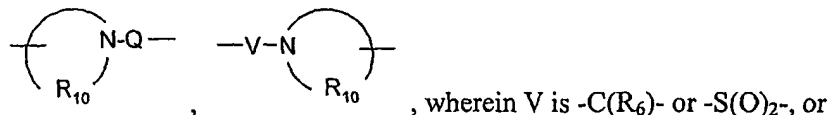
15 V is selected from the group consisting of -C(R₆)-, -O-C(R₆)-, -N(R₈)-C(R₆)-, and -S(O)₂-;

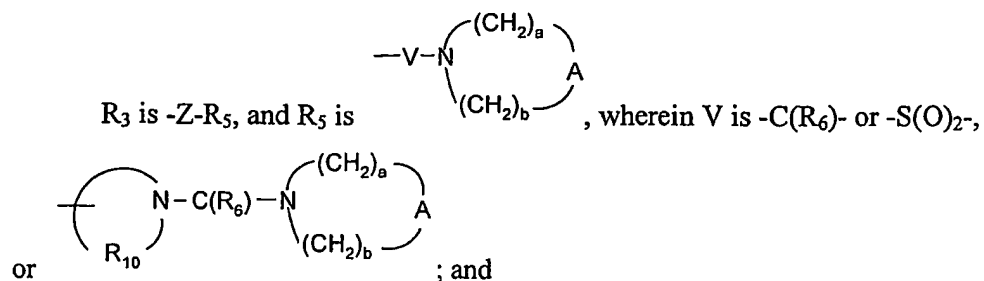
W is selected from the group consisting of a bond, -C(O)-, and -S(O)₂-; and

a and b are independently integers from 1 to 6 with the proviso that a + b is ≤ 7; with the proviso that Z can also be a bond when:

20 R₃ is -Z-Het, -Z-Het'-R₄, or -Z-Het'-Y-R₄, and Z is attached to an atom other than N in Het or Het'; or

R₃ is -Z-Y-R₄, -Z-Y-X-Y-R₄, or -Z-Y-X-Y-X-Y-R₄, and the Y group bonded to Z is -S(O)₂-, -S(O)₂-N(R₈)-, -C(R₆)-, -C(R₆)-O-, -C(R₆)-N(R₈)-,






with the further proviso that Y can also be -O- when:

Y is bonded to R₄, and R₄ is selected from the group consisting of
 5 hydrogen, aryl, and heteroaryl, wherein aryl and heteroaryl can be unsubstituted or substituted by one or more substituents; or

Y is bonded to Z and X, and X is arylene or heteroarylene;
 or a pharmaceutically acceptable salt thereof.

In one embodiment, the present invention provides a compound of Formula II:



wherein:

R₃ is selected from the group consisting of:

- Z-Y-R₄,
- 15 -Z-Y-X-Y-R₄,
- Z-Y-X-Y-X-Y-R₄,
- Z-R₅,
- Z-Het,
- Z-Het'-R₄, and
- 20 -Z-Het'-Y-R₄;

R is selected from the group consisting of alkyl, alkoxy, hydroxy, halogen, and trifluoromethyl;

n is 0 or 1;

R₂ is selected from the group consisting of:

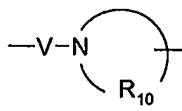
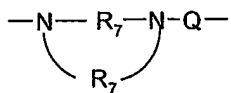
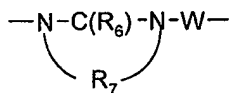
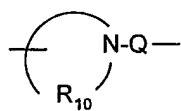
- 25 -R₄,

- X-R₄,
- X-Y'-R₄, and
- X-R₅';

Z is selected from the group consisting of alkylene, alkenylene, and alkynylene,
 5 wherein alkylene, alkenylene, and alkynylene can be optionally interrupted with one or
 more -O- groups;

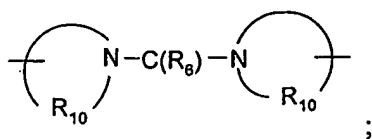
Y is selected from the group consisting of:

- S(O)₀₋₂-,
- S(O)₂-N(R₈)-,
- 10 -C(R₆)-,
- C(R₆)-O-,
- O-C(R₆)-,
- O-C(O)-O-,
- N(R₈)-Q-,
- 15 -C(R₆)-N(R₈)-,
- O-C(R₆)-N(R₈)-,
- C(R₆)-N(OR₉)-,
- O-N(R₈)-Q-,
- O-N=C(R₄)-,
- 20 -C(=N-O-R₈)-,
- CH(-N(-O-R₈)-Q-R₄)-,



25

, and



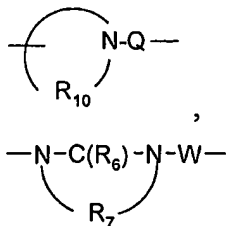
Het is heterocyclyl which can be unsubstituted or substituted by one or more substituents independently selected from the group consisting of alkyl, alkoxy, haloalkyl, haloalkoxy, halogen, nitro, hydroxy, hydroxyalkyl, cyano, hydroxyalkyleneoxyalkylenyl, amino, alkylamino, dialkylamino, and oxo;

Het' is heterocyclylene which can be unsubstituted or substituted by one or more substituents independently selected from the group consisting of alkyl, alkoxy, haloalkyl, haloalkoxy, halogen, nitro, hydroxy, hydroxyalkyl, cyano, amino, alkylamino, dialkylamino, and oxo;

X is selected from the group consisting of alkylene, alkenylene, alkynylene, arylene, heteroarylene, and heterocyclylene wherein the alkylene, alkenylene, and alkynylene groups can be optionally interrupted or terminated with arylene, heteroarylene, or heterocyclylene, and optionally interrupted by one or more -O- groups;

Y' is selected from the group consisting of:

- O-,
- S(O)₀₋₂-,
- S(O)₂-N(R₈)-,
- C(R₆)-,
- C(R₆)-O-,
- O-C(R₆)-,
- O-C(O)-O-,
- N(R₈)-Q-,
- C(R₆)-N(R₈)-,
- O-C(R₆)-N(R₈)-,
- C(R₆)-N(OR₉)-,



R_8 is selected from the group consisting of hydrogen, alkyl, hydroxyalkylenyl, alkoxyalkylenyl, arylalkylenyl, and heteroarylalkylenyl;

R_9 is selected from the group consisting of hydrogen and alkyl;

R_{10} is C_{3-8} alkylene;

5 A is selected from the group consisting of -O-, -CH₂-, -C(O)-, -S(O)₀₋₂-, and -N(R₄)-;

A' is selected from the group consisting of -O-, -S(O)₀₋₂-, -N(-Q-R₄)-, and -CH₂-;

Q is selected from the group consisting of a bond, -C(R₆)-, -C(R₆)-C(R₆)-, -S(O)₂-, -C(R₆)-N(R₈)-W-, -S(O)₂-N(R₈)-, -C(R₆)-O-, and -C(R₆)-N(OR₉)-;

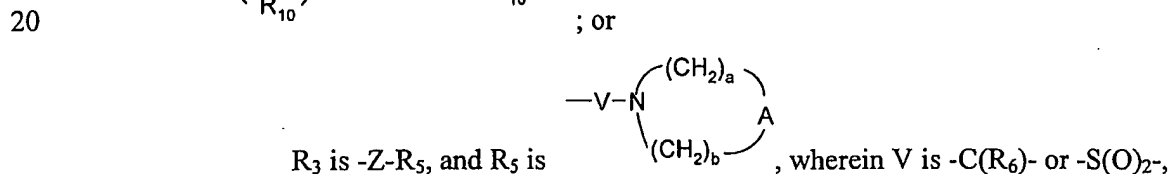
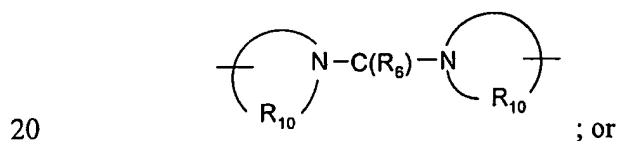
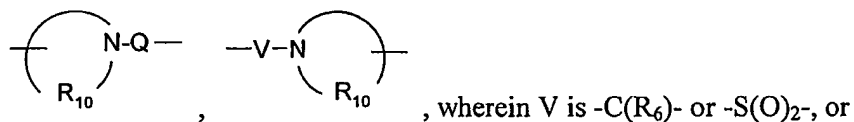
10 V is selected from the group consisting of -C(R₆)-, -O-C(R₆)-, -N(R₈)-C(R₆)-, and -S(O)₂-;

W is selected from the group consisting of a bond, -C(O)-, and -S(O)₂-; and

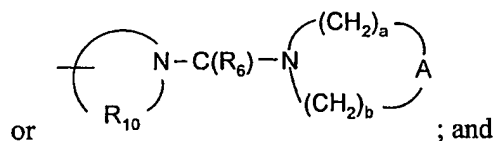
a and b are independently integers from 1 to 6 with the proviso that $a + b$ is ≤ 7 ; with the proviso that Z can also be a bond when:

15 R_3 is -Z-Het, -Z-Het'-R₄, or -Z-Het'-Y-R₄, and Z is attached to an atom other than N in Het or Het'; or

R_3 is -Z-Y-R₄, -Z-Y-X-Y-R₄, or -Z-Y-X-Y-X-Y-R₄, and the Y group bonded to Z is -S(O)₂-, -S(O)₂-N(R₈)-, -C(R₆)-, -C(R₆)-O-, -C(R₆)-N(R₈)-,



R_3 is -Z-R₅, and R₅ is



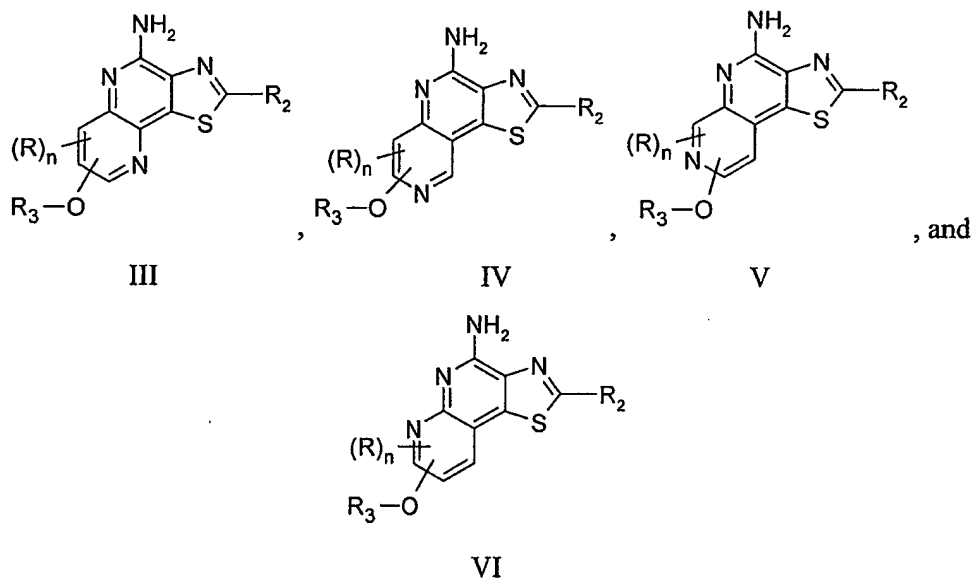
with the further proviso that Y can also be -O- when:

Y is bonded to R₄, and R₄ is selected from the group consisting of hydrogen, aryl, and heteroaryl, wherein aryl and heteroaryl can be unsubstituted or substituted by one or more substituents; or

Y is bonded to Z and X, and X is arylene or heteroarylene;

5 or a pharmaceutically acceptable salt thereof.

In one embodiment, the present invention provides a compound selected from the group consisting Formulas III, IV, V, and VI:



10

wherein:

R₃ is selected from the group consisting of:

-Z-Y-R₄,

15 -Z-Y-X-Y-R₄,

-Z-Y-X-Y-X-Y-R₄,

-Z-R₅,

-Z-Het,

-Z-Het'-R₄, and

20 -Z-Het'-Y-R₄;

R is selected from the group consisting of alkyl, alkoxy, hydroxy, halogen, and trifluoromethyl;

n is 0 or 1;

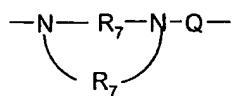
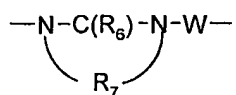
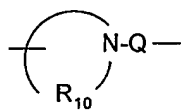
R₂ is selected from the group consisting of:

- R₄,
- X-R₄,
- X-Y'-R₄, and
- X-R₅';

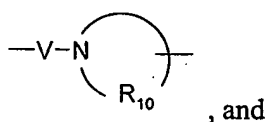
5 Z is selected from the group consisting of alkylene, alkenylene, and alkynylene, wherein alkylene, alkenylene, and alkynylene can be optionally interrupted with one or more -O- groups;

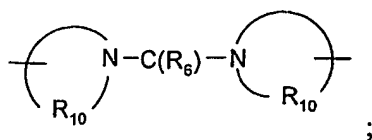
Y is selected from the group consisting of:

- S(O)₀₋₂-,
- 10 -S(O)₂-N(R₈)-,
- C(R₆)-,
- C(R₆)-O-,
- O-C(R₆)-,
- O-C(O)-O-,
- 15 -N(R₈)-Q-,
- C(R₆)-N(R₈)-,
- O-C(R₆)-N(R₈)-,
- C(R₆)-N(OR₉)-,
- O-N(R₈)-Q-,
- 20 -O-N=C(R₄)-,
- C(=N-O-R₈)-,
- CH(-N(-O-R₈)-Q-R₄)-,



25





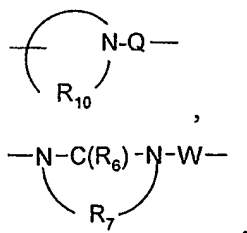
Het is heterocyclyl which can be unsubstituted or substituted by one or more substituents independently selected from the group consisting of alkyl, alkoxy, haloalkyl, haloalkoxy, halogen, nitro, hydroxy, hydroxyalkyl, cyano, hydroxyalkyleneoxyalkylenyl, amino, alkylamino, dialkylamino, and oxo;

Het' is heterocyclylene which can be unsubstituted or substituted by one or more substituents independently selected from the group consisting of alkyl, alkoxy, haloalkyl, haloalkoxy, halogen, nitro, hydroxy, hydroxyalkyl, cyano, amino, alkylamino, dialkylamino, and oxo;

X is selected from the group consisting of alkylene, alkenylene, alkynylene, arylene, heteroarylene, and heterocyclylene wherein the alkylene, alkenylene, and alkynylene groups can be optionally interrupted or terminated with arylene, heteroarylene, or heterocyclylene, and optionally interrupted by one or more -O- groups;

Y' is selected from the group consisting of:

- O-,
- S(O)₀₋₂-,
- S(O)₂-N(R₈)-,
- C(R₆)-,
- C(R₆)-O-,
- O-C(R₆)-,
- O-C(O)-O-,
- N(R₈)-Q-,
- C(R₆)-N(R₈)-,
- O-C(R₆)-N(R₈)-,
- C(R₆)-N(OR₉)-,



R₈ is selected from the group consisting of hydrogen, alkyl, hydroxyalkylenyl, alkoxyalkylenyl, arylalkylenyl, and heteroarylalkylenyl;

R₉ is selected from the group consisting of hydrogen and alkyl;

R₁₀ is C₃₋₈ alkylene;

5 A is selected from the group consisting of -O-, -CH₂-, -C(O)-, -S(O)₀₋₂-, and -N(R₄)-;

A' is selected from the group consisting of -O-, -S(O)₀₋₂-, -N(-Q-R₄)-, and -CH₂-;

Q is selected from the group consisting of a bond, -C(R₆)-, -C(R₆)-C(R₆)-, -S(O)₂-, -C(R₆)-N(R₈)-W-, -S(O)₂-N(R₈)-, -C(R₆)-O-, and -C(R₆)-N(OR₉)-;

10 V is selected from the group consisting of -C(R₆)-, -O-C(R₆)-, -N(R₈)-C(R₆)-, and -S(O)₂-;

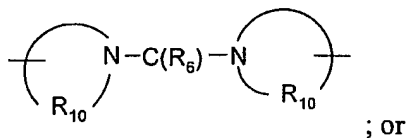
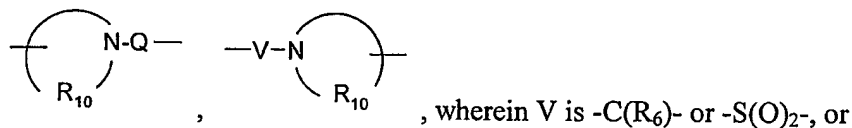
W is selected from the group consisting of a bond, -C(O)-, and -S(O)₂-; and

a and b are independently integers from 1 to 6 with the proviso that a + b is ≤ 7;

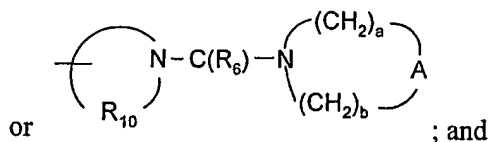
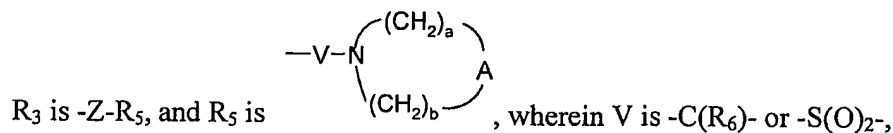
with the proviso that Z can also be a bond when:

15 R₃ is -Z-Het, -Z-Het'-R₄, or -Z-Het'-Y-R₄, and Z is attached to an atom other than N in Het or Het'; or

R₃ is -Z-Y-R₄, -Z-Y-X-Y-R₄, or -Z-Y-X-Y-X-Y-R₄, and the Y group bonded to Z is -S(O)₂-, -S(O)₂-N(R₈)-, -C(R₆)-, -C(R₆)-O-, -C(R₆)-N(R₈)-,



20

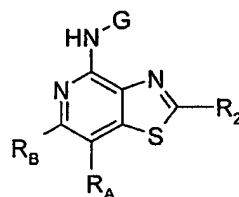


with the further proviso that Y can also be -O- when:

Y is bonded to R₄, and R₄ is selected from the group consisting of hydrogen, aryl, and heteroaryl, wherein aryl and heteroaryl can be unsubstituted or substituted by one or more substituents; or

Y is bonded to Z and X, and X is arylene or heteroarylene;
 5 or a pharmaceutically acceptable salt thereof.

In one embodiment, the present invention provides a compound (which is a prodrug) of Formula VII:



VII

10 wherein:

R_A and R_B taken together form a fused benzene ring or fused pyridine ring wherein the benzene ring or pyridine ring is substituted by one -O-R₃ group, or substituted by one -O-R₃ group and one R group;

R₃ is selected from the group consisting of:

- 15 -Z-Y-R₄,
 -Z-Y-X-Y-R₄,
 -Z-Y-X-Y-X-Y-R₄,
 -Z-R₅,
 -Z-Het,
 20 -Z-Het'-R₄, and
 -Z-Het'-Y-R₄;

R is selected from the group consisting of alkyl, alkoxy, hydroxy, halogen, and trifluoromethyl;

G is selected from the group consisting of:

- 25 -C(O)-R',
 α-aminoacyl,
 α-aminoacyl-α-aminoacyl,
 -C(O)-O-R',
 -C(O)-N(R''')R',

-C(=NY₁)-R',
 -CH(OH)-C(O)-OY₁,
 -CH(OC₁₋₄ alkyl)Y₀,
 -CH₂Y₂, and
 -CH(CH₃)Y₂;

5

R' and R''' are independently selected from the group consisting of C₁₋₁₀ alkyl, C₃₋₇ cycloalkyl, phenyl, and benzyl, each of which may be unsubstituted or substituted by one or more substituents independently selected from the group consisting of halogen, hydroxy, nitro, cyano, carboxy, C₁₋₆ alkyl, C₁₋₄ alkoxy, aryl, heteroaryl, aryl-C₁₋₄ alkylenyl, heteroaryl-C₁₋₄ alkylenyl, halo-C₁₋₄ alkylenyl, halo-C₁₋₄ alkoxy, -O-C(O)-CH₃, -C(O)-O-CH₃, -C(O)-NH₂, -O-CH₂-C(O)-NH₂, -NH₂, and -S(O)₂-NH₂, with the proviso that R''' can also be hydrogen;

10

α -aminoacyl is an α -aminoacyl group derived from an amino acid selected from the group consisting of racemic, D-, and L-amino acids;

15

Y₁ is selected from the group consisting of hydrogen, C₁₋₆ alkyl, and benzyl;

Y₀ is selected from the group consisting of C₁₋₆ alkyl, carboxy-C₁₋₆ alkylenyl, amino-C₁₋₄ alkylenyl, mono-*N*-C₁₋₆ alkylamino-C₁₋₄ alkylenyl, and di-*N,N*-C₁₋₆ alkylamino-C₁₋₄ alkylenyl;

20

Y₂ is selected from the group consisting of mono-*N*-C₁₋₆ alkylamino, di-*N,N*-C₁₋₆ alkylamino, morpholin-4-yl, piperidin-1-yl, pyrrolidin-1-yl, and 4-C₁₋₄ alkylpiperazin-1-yl;

R₂ is selected from the group consisting of:

-R₄,
 -X-R₄,
 -X-Y'-R₄, and
 -X-R₅';

25

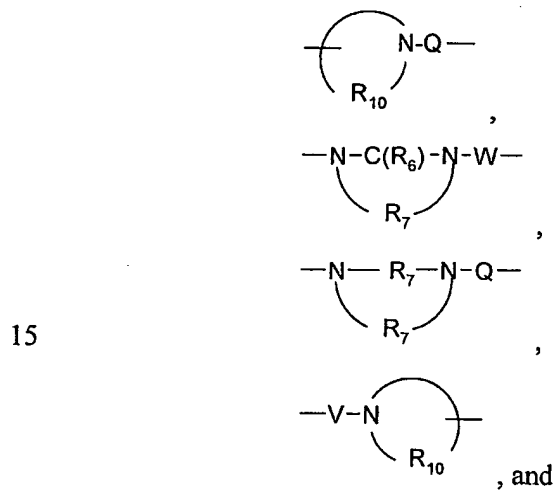
Z is selected from the group consisting of alkylene, alkenylene, and alkynylene, wherein alkylene, alkenylene, and alkynylene can be optionally interrupted with one or more -O- groups;

30

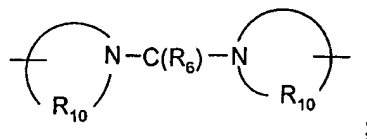
Y is selected from the group consisting of:

-S(O)₀₋₂-,
 -S(O)₂-N(R₃)-,

- C(R₆)-,
- C(R₆)-O-,
- O-C(R₆)-,
- O-C(O)-O-,
- 5 -N(R₈)-Q-,
- C(R₆)-N(R₈)-,
- O-C(R₆)-N(R₈)-,
- C(R₆)-N(OR₉)-,
- O-N(R₈)-Q-,
- 10 -O-N=C(R₄)-,
- C(=N-O-R₈)-,
- CH(-N(-O-R₈)-Q-R₄)-,



15



Het is heterocyclyl which can be unsubstituted or substituted by one or more substituents independently selected from the group consisting of alkyl, alkoxy, haloalkyl, haloalkoxy, halogen, nitro, hydroxy, hydroxyalkyl, cyano, hydroxyalkyleneoxyalkylenyl, amino, alkylamino, dialkylamino, and oxo;

20

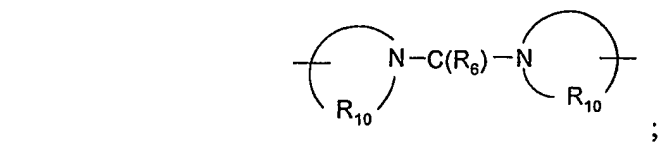
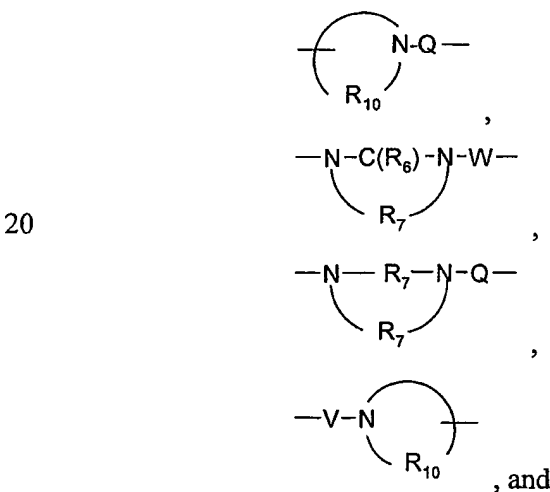
Het' is heterocyclylene which can be unsubstituted or substituted by one or more substituents independently selected from the group consisting of alkyl, alkoxy, haloalkyl,

haloalkoxy, halogen, nitro, hydroxy, hydroxyalkyl, cyano, amino, alkylamino, dialkylamino, and oxo;

X is selected from the group consisting of alkylene, alkenylene, alkynylene, arylene, heteroarylene, and heterocyclylene wherein the alkylene, alkenylene, and alkynylene groups can be optionally interrupted or terminated with arylene, heteroarylene, or heterocyclylene, and optionally interrupted by one or more -O- groups;

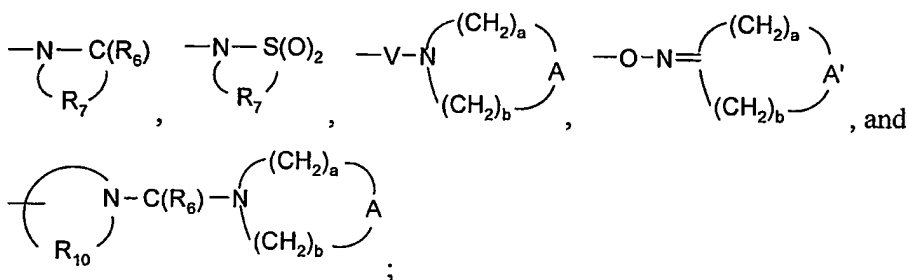
Y' is selected from the group consisting of:

- O-,
- S(O)₀₋₂-,
- S(O)₂-N(R₈)-,
- C(R₆)-,
- C(R₆)-O-,
- O-C(R₆)-,
- O-C(O)-O-,
- N(R₈)-Q-,
- C(R₆)-N(R₈)-,
- O-C(R₆)-N(R₈)-,
- C(R₆)-N(OR₉)-,

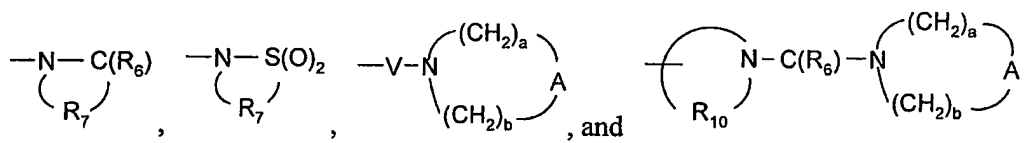


R_4 is selected from the group consisting of hydrogen, alkyl, alkenyl, alkynyl, aryl, arylalkylenyl, aryloxyalkylenyl, alkylarylenyl, heteroaryl, heteroarylalkylenyl, heteroaryloxyalkylenyl, alkylheteroarylenyl, and heterocyclyl wherein the alkyl, alkenyl, alkynyl, aryl, arylalkylenyl, aryloxyalkylenyl, alkylarylenyl, heteroaryl, heteroarylalkylenyl, heteroaryloxyalkylenyl, alkylheteroarylenyl, and heterocyclyl groups can be unsubstituted or substituted by one or more substituents independently selected from the group consisting of alkyl, alkoxy, hydroxyalkyl, haloalkyl, haloalkoxy, halogen, nitro, hydroxy, mercapto, cyano, aryl, aryloxy, arylalkyleneoxy, heteroaryl, heteroaryloxy, heteroarylalkyleneoxy, heterocyclyl, amino, alkylamino, dialkylamino, (dialkylamino)alkyleneoxy, and in the case of alkyl, alkenyl, alkynyl, and heterocyclyl, oxo;

R_5 is selected from the group consisting of:



R_5' is selected from the group consisting of:



R_6 is selected from the group consisting of =O and =S;

R_7 is C_{2-7} alkylene;

R_8 is selected from the group consisting of hydrogen, alkyl, hydroxyalkylenyl, alkoxyalkylenyl, arylalkylenyl, and heteroarylalkylenyl;

R_9 is selected from the group consisting of hydrogen and alkyl;

R_{10} is C_{3-8} alkylene;

A is selected from the group consisting of -O-, -CH₂-, -C(O)-, -S(O)₀₋₂-, and -N(R₄)-;

A' is selected from the group consisting of -O-, -S(O)₀₋₂-, -N(-Q-R₄)-, and -CH₂-;

Q is selected from the group consisting of a bond, -C(R₆)-, -C(R₆)-C(R₆)-,

$-\text{S}(\text{O})_2-$, $-\text{C}(\text{R}_6)-\text{N}(\text{R}_8)-\text{W}-$, $-\text{S}(\text{O})_2-\text{N}(\text{R}_8)-$, $-\text{C}(\text{R}_6)-\text{O}-$, and $-\text{C}(\text{R}_6)-\text{N}(\text{OR}_9)-$;

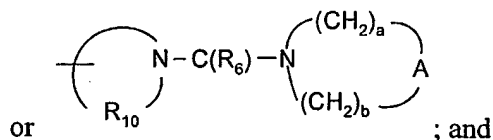
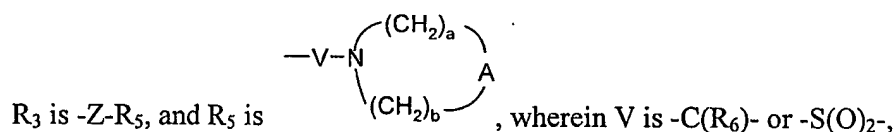
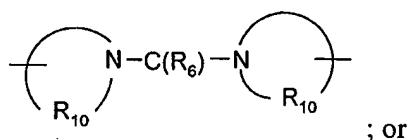
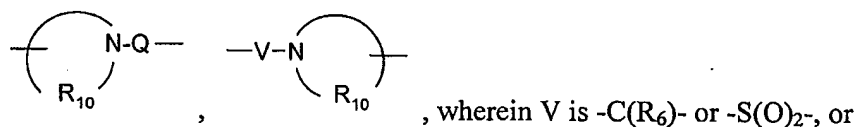
V is selected from the group consisting of $-\text{C}(\text{R}_6)-$, $-\text{O}-\text{C}(\text{R}_6)-$, $-\text{N}(\text{R}_8)-\text{C}(\text{R}_6)-$, and $-\text{S}(\text{O})_2-$;

W is selected from the group consisting of a bond, $-\text{C}(\text{O})-$, and $-\text{S}(\text{O})_2-$; and

5 a and b are independently integers from 1 to 6 with the proviso that $a + b \leq 7$; with the proviso that Z can also be a bond when:

R_3 is $-\text{Z}-\text{Het}$, $-\text{Z}-\text{Het}'-\text{R}_4$, or $-\text{Z}-\text{Het}'-\text{Y}-\text{R}_4$, and Z is attached to an atom other than N in Het or Het'; or

10 R_3 is $-\text{Z}-\text{Y}-\text{R}_4$, $-\text{Z}-\text{Y}-\text{X}-\text{Y}-\text{R}_4$, or $-\text{Z}-\text{Y}-\text{X}-\text{Y}-\text{X}-\text{Y}-\text{R}_4$, and the Y group bonded to Z is $-\text{S}(\text{O})_2-$, $-\text{S}(\text{O})_2-\text{N}(\text{R}_8)-$, $-\text{C}(\text{R}_6)-$, $-\text{C}(\text{R}_6)-\text{O}-$, $-\text{C}(\text{R}_6)-\text{N}(\text{R}_8)-$,



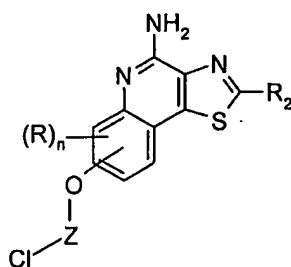
15 with the further proviso that Y can also be $-\text{O}-$ when:

Y is bonded to R_4 , and R_4 is selected from the group consisting of hydrogen, aryl, and heteroaryl, wherein aryl and heteroaryl can be unsubstituted or substituted by one or more substituents; or

Y is bonded to Z and X, and X is arylene or heteroarylene;

20 or a pharmaceutically acceptable salt thereof.

In one embodiment, the present invention provides an intermediate compound of Formula X, which is also an IRM:



X

wherein:

R is selected from the group consisting of alkyl, alkoxy, hydroxy, halogen, and trifluoromethyl;

5

n is 0 or 1;

R₂ is selected from the group consisting of:

-R₄,

-X-R₄,

10

-X-Y'-R₄, and

-X-R₅';

Z is selected from the group consisting of alkylene, alkenylene, and alkynylene, wherein alkylene, alkenylene, and alkynylene can be optionally interrupted with one or more -O- groups;

15

X is selected from the group consisting of alkylene, alkenylene, alkynylene, arylene, heteroarylene, and heterocyclylene wherein the alkylene, alkenylene, and alkynylene groups can be optionally interrupted or terminated with arylene, heteroarylene, or heterocyclylene, and optionally interrupted by one or more -O- groups;

Y' is selected from the group consisting of:

20

-O-,

-S(O)₀₋₂-,

-S(O)₂-N(R₈)-,

-C(R₆)-,

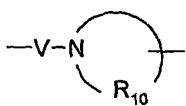
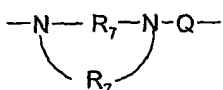
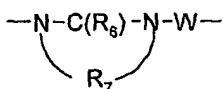
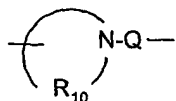
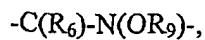
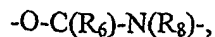
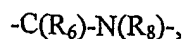
-C(R₆)-O-,

25

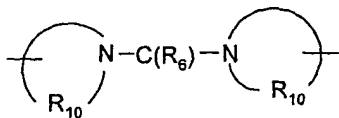
-O-C(R₆)-,

-O-C(O)-O-,

-N(R₈)-Q-,



, and



5

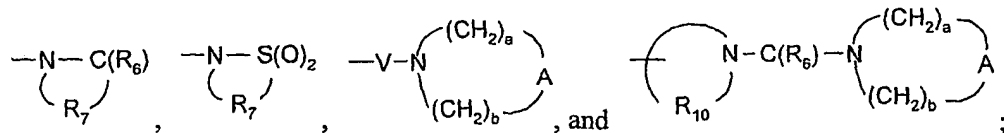
10

15

20

R₄ is selected from the group consisting of hydrogen, alkyl, alkenyl, alkynyl, aryl, arylalkylenyl, aryloxyalkylenyl, alkylarylenyl, heteroaryl, heteroarylalkylenyl, heteroaryloxyalkylenyl, alkylheteroarylenyl, and heterocyclyl wherein the alkyl, alkenyl, alkynyl, aryl, arylalkylenyl, aryloxyalkylenyl, alkylarylenyl, heteroaryl, heteroarylalkylenyl, heteroaryloxyalkylenyl, alkylheteroarylenyl, and heterocyclyl groups can be unsubstituted or substituted by one or more substituents independently selected from the group consisting of alkyl, alkoxy, hydroxyalkyl, haloalkyl, haloalkoxy, halogen, nitro, hydroxy, mercapto, cyano, aryl, aryloxy, arylalkyleneoxy, heteroaryl, heteroaryloxy, heteroarylalkyleneoxy, heterocyclyl, amino, alkylamino, dialkylamino, (dialkylamino)alkyleneoxy, and in the case of alkyl, alkenyl, alkynyl, and heterocyclyl, oxo;

R₅' is selected from the group consisting of:



R₆ is selected from the group consisting of =O and =S;

R₇ is C₂₋₇ alkylene;

R₈ is selected from the group consisting of hydrogen, alkyl, hydroxyalkylenyl, alkoxyalkylenyl, arylalkylenyl, and heteroarylalkylenyl;

R₉ is selected from the group consisting of hydrogen and alkyl;

5 R₁₀ is C₃₋₈ alkylene;

A is selected from the group consisting of -O-, -CH₂-, -C(O)-, -S(O)₀₋₂-, and -N(R₄)-;

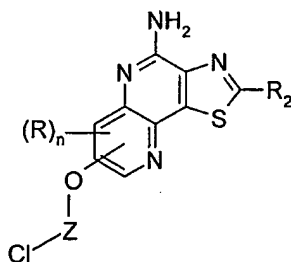
Q is selected from the group consisting of a bond, -C(R₆)-, -C(R₆)-C(R₆)-, -S(O)₂-, -C(R₆)-N(R₈)-W-, -S(O)₂-N(R₈)-, -C(R₆)-O-, and -C(R₆)-N(OR₉)-;

10 V is selected from the group consisting of -C(R₆)-, -O-C(R₆)-, -N(R₈)-C(R₆)-, and -S(O)₂-;

W is selected from the group consisting of a bond, -C(O)-, and -S(O)₂-; and

a and b are independently integers from 1 to 6 with the proviso that a + b is ≤ 7; or a pharmaceutically acceptable salt thereof.

15 In one embodiment, the present invention provides an intermediate compound of Formula XI, which is also an IRM:



XI

wherein:

20 R is selected from the group consisting of alkyl, alkoxy, hydroxy, halogen, and trifluoromethyl;

n is 0 or 1;

R₂ is selected from the group consisting of:

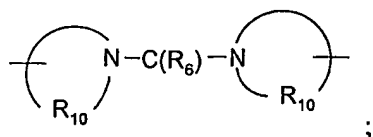
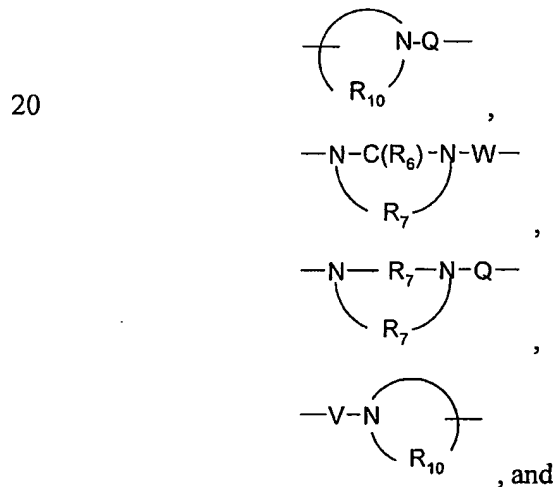
25 -R₄,
-X-R₄,
-X-Y'-R₄, and
-X-R₅';

Z is selected from the group consisting of alkylene, alkenylene, and alkynylene, wherein alkylene, alkenylene, and alkynylene can be optionally interrupted with one or more -O- groups;

5 X is selected from the group consisting of alkylene, alkenylene, alkynylene, arylene, heteroarylene, and heterocyclylene wherein the alkylene, alkenylene, and alkynylene groups can be optionally interrupted or terminated with arylene, heteroarylene, or heterocyclylene, and optionally interrupted by one or more -O- groups;

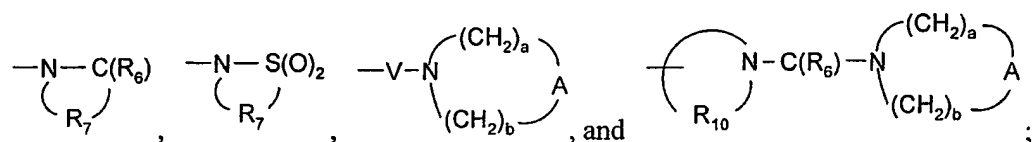
Y' is selected from the group consisting of:

- O-,
- 10 -S(O)₀₋₂-,
- S(O)₂-N(R₈)-,
- C(R₆)-,
- C(R₆)-O-,
- O-C(R₆)-,
- 15 -O-C(O)-O-,
- N(R₈)-Q-,
- C(R₆)-N(R₈)-,
- O-C(R₆)-N(R₈)-,
- C(R₆)-N(OR₉)-,



R_4 is selected from the group consisting of hydrogen, alkyl, alkenyl, alkynyl, aryl, arylalkylenyl, aryloxyalkylenyl, alkylarylenyl, heteroaryl, heteroarylalkylenyl, heteroaryloxyalkylenyl, alkylheteroarylenyl, and heterocyclyl wherein the alkyl, alkenyl, alkynyl, aryl, arylalkylenyl, aryloxyalkylenyl, alkylarylenyl, heteroaryl, heteroarylalkylenyl, heteroaryloxyalkylenyl, alkylheteroarylenyl, and heterocyclyl groups can be unsubstituted or substituted by one or more substituents independently selected from the group consisting of alkyl, alkoxy, hydroxyalkyl, haloalkyl, haloalkoxy, halogen, nitro, hydroxy, mercapto, cyano, aryl, aryloxy, arylalkyleneoxy, heteroaryl, heteroaryloxy, heteroarylalkyleneoxy, heterocyclyl, amino, alkylamino, dialkylamino, (dialkylamino)alkyleneoxy, and in the case of alkyl, alkenyl, alkynyl, and heterocyclyl, oxo;

R_5' is selected from the group consisting of:



R_6 is selected from the group consisting of =O and =S;

R_7 is C_{2-7} alkylene;

R_8 is selected from the group consisting of hydrogen, alkyl, hydroxyalkylenyl, alkoxyalkylenyl, arylalkylenyl, and heteroarylalkylenyl;

R_9 is selected from the group consisting of hydrogen and alkyl;

R_{10} is C_{3-8} alkylene;

A is selected from the group consisting of -O-, -CH₂-, -C(O)-, -S(O)₀₋₂-, and -N(R_4)-;

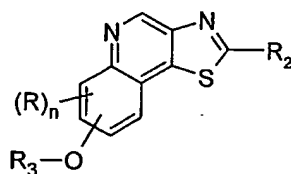
Q is selected from the group consisting of a bond, -C(R_6)-, -C(R_6)-C(R_6)-, -S(O)₂-, -C(R_6)-N(R_8)-W-, -S(O)₂-N(R_8)-, -C(R_6)-O-, and -C(R_6)-N(OR₉)-;

V is selected from the group consisting of -C(R_6)-, -O-C(R_6)-, -N(R_8)-C(R_6)-, and -S(O)₂-;

W is selected from the group consisting of a bond, -C(O)-, and -S(O)₂-; and

a and b are independently integers from 1 to 6 with the proviso that $a + b$ is ≤ 7 ; or a pharmaceutically acceptable salt thereof.

In one embodiment, the present invention provides an intermediate compound of Formula XII:



XII

wherein:

R₃ is selected from the group consisting of:

- 5 -Z-Y-R₄,
 -Z-Y-X-Y-R₄,
 -Z-Y-X-Y-X-Y-R₄,
 -Z-R₅,
 -Z-Het,
 10 -Z-Het'-R₄, and
 -Z-Het'-Y-R₄;

R is selected from the group consisting of alkyl, alkoxy, hydroxy, halogen, and trifluoromethyl;

n is 0 or 1;

- 15 R₂ is selected from the group consisting of:

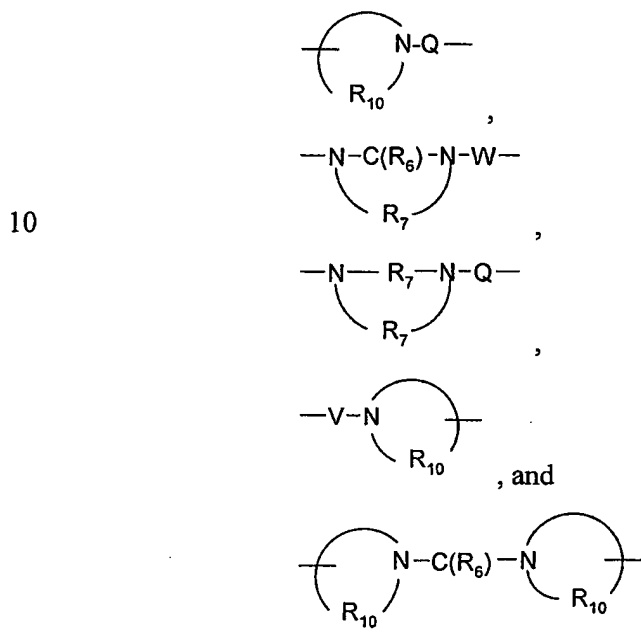
 -R₄,
 -X-R₄,
 -X-Y'-R₄, and
 -X-R₅';

- 20 Z is selected from the group consisting of alkylene, alkenylene, and alkynylene, wherein alkylene, alkenylene, and alkynylene can be optionally interrupted with one or more -O- groups;

Y is selected from the group consisting of:

- 25 -S(O)₀₋₂-,
 -S(O)₂-N(R₈)-,
 -C(R₆)-,
 -C(R₆)-O-,
 -O-C(R₆)-,
 -O-C(O)-O-,

5
 -N(R₈)-Q-,
 -C(R₆)-N(R₈)-,
 -O-C(R₆)-N(R₈)-,
 -C(R₆)-N(OR₉)-,
 -O-N(R₈)-Q-,
 -O-N=C(R₄)-,
 -C(=N-O-R₈)-,
 -CH(-N(-O-R₈)-Q-R₄)-,



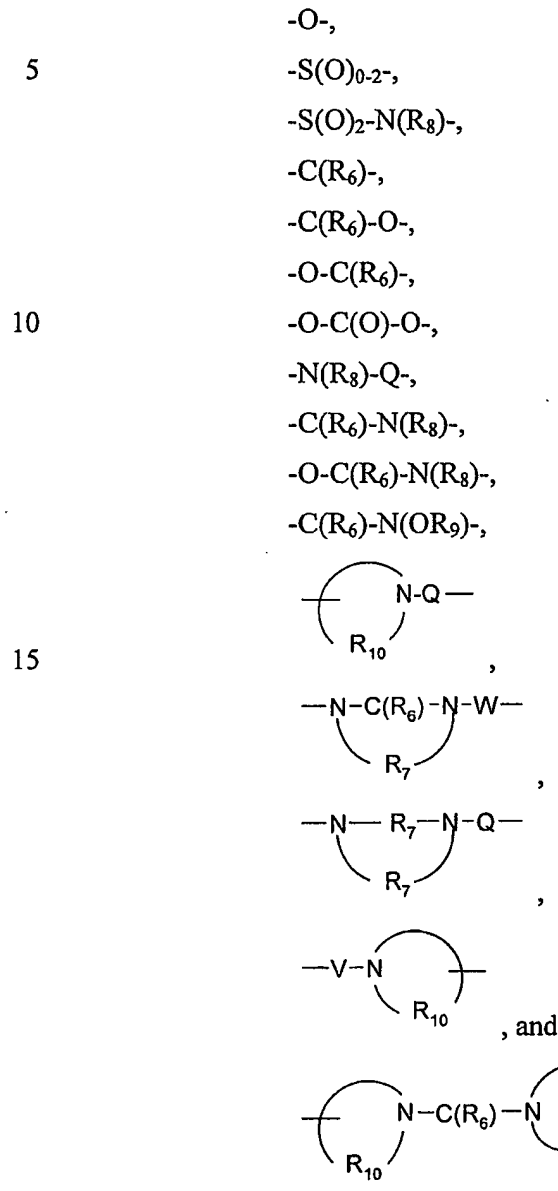
15
 Het is heterocyclyl which can be unsubstituted or substituted by one or more substituents independently selected from the group consisting of alkyl, alkoxy, haloalkyl, haloalkoxy, halogen, nitro, hydroxy, hydroxyalkyl, cyano, hydroxyalkyleneoxyalkylenyl, amino, alkylamino, dialkylamino, and oxo;

20
 Het' is heterocyclylene which can be unsubstituted or substituted by one or more substituents independently selected from the group consisting of alkyl, alkoxy, haloalkyl, haloalkoxy, halogen, nitro, hydroxy, hydroxyalkyl, cyano, amino, alkylamino, dialkylamino, and oxo;

X is selected from the group consisting of alkylene, alkenylene, alkynylene, arylene, heteroarylene, and heterocyclylene wherein the alkylene, alkenylene, and

alkynylene groups can be optionally interrupted or terminated with arylene, heteroarylene, or heterocyclylene, and optionally interrupted by one or more -O- groups;

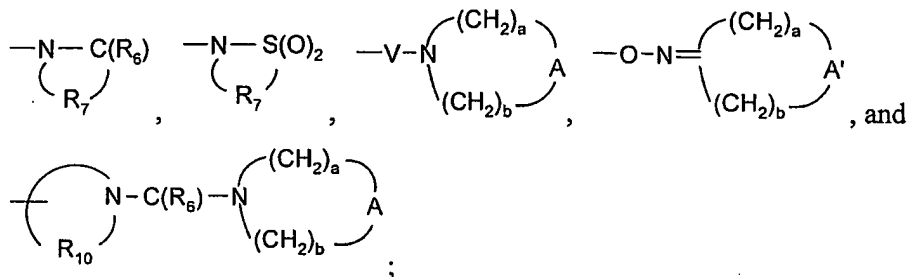
Y' is selected from the group consisting of:



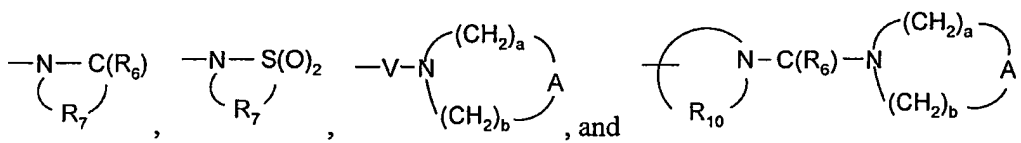
20 R₄ is selected from the group consisting of hydrogen, alkyl, alkenyl, alkynyl, aryl, arylalkylenyl, aryloxyalkylenyl, alkylarylenyl, heteroaryl, heteroarylalkylenyl, heteroaryloxyalkylenyl, alkylheteroarylenyl, and heterocyclyl wherein the alkyl, alkenyl, alkynyl, aryl, arylalkylenyl, aryloxyalkylenyl, alkylarylenyl, heteroaryl, heteroarylalkylenyl, heteroaryloxyalkylenyl, alkylheteroarylenyl, and heterocyclyl groups

can be unsubstituted or substituted by one or more substituents independently selected from the group consisting of alkyl, alkoxy, hydroxyalkyl, haloalkyl, haloalkoxy, halogen, nitro, hydroxy, mercapto, cyano, aryl, aryloxy, arylalkyleneoxy, heteroaryl, heteroaryloxy, heteroarylalkyleneoxy, heterocyclyl, amino, alkylamino, dialkylamino, (dialkylamino)alkyleneoxy, and in the case of alkyl, alkenyl, alkynyl, and heterocyclyl, oxo;

R_5 is selected from the group consisting of:



R_5' is selected from the group consisting of:



R_6 is selected from the group consisting of =O and =S;

R_7 is C_{2-7} alkylene;

R_8 is selected from the group consisting of hydrogen, alkyl, hydroxyalkylenyl, alkoxyalkylenyl, arylalkylenyl, and heteroarylalkylenyl;

R_9 is selected from the group consisting of hydrogen and alkyl;

R_{10} is C_{3-8} alkylene;

A is selected from the group consisting of -O-, -CH₂-, -C(O)-, -S(O)₀₋₂-, and -N(R₄)-;

A' is selected from the group consisting of -O-, -S(O)₀₋₂-, -N(-Q-R₄)-, and -CH₂-;

Q is selected from the group consisting of a bond, -C(R₆)-, -C(R₆)-C(R₆)-, -S(O)₂-, -C(R₆)-N(R₈)-W-, -S(O)₂-N(R₈)-, -C(R₆)-O-, and -C(R₆)-N(OR₉)-;

V is selected from the group consisting of -C(R₆)-, -O-C(R₆)-, -N(R₈)-C(R₆)-, and -S(O)₂-;

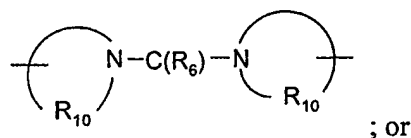
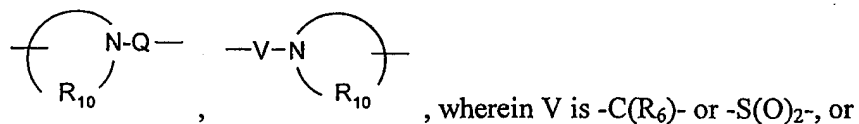
W is selected from the group consisting of a bond, -C(O)-, and -S(O)₂-; and

a and b are independently integers from 1 to 6 with the proviso that a + b is ≤ 7;

with the proviso that Z can also be a bond when:

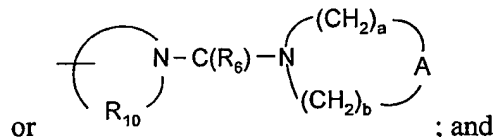
R₃ is -Z-Het, -Z-Het'-R₄, or -Z-Het'-Y-R₄, and Z is attached to an atom other than N in Het or Het'; or

R₃ is -Z-Y-R₄, -Z-Y-X-Y-R₄, or -Z-Y-X-Y-X-Y-R₄, and the Y group bonded to Z is -S(O)₂-, -S(O)₂-N(R₈)-, -C(R₆)-, -C(R₆)-O-, -C(R₆)-N(R₈)-,



R₃ is -Z-R₅, and R₅ is

, wherein V is -C(R₆)- or -S(O)₂-,



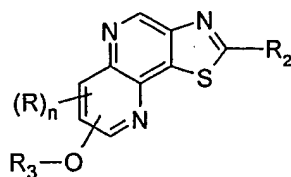
10 with the further proviso that Y can also be -O- when:

Y is bonded to R₄, and R₄ is selected from the group consisting of hydrogen, aryl, and heteroaryl, wherein aryl and heteroaryl can be unsubstituted or substituted by one or more substituents; or

Y is bonded to Z and X, and X is arylene or heteroarylene;

15 or a pharmaceutically acceptable salt thereof.

In one embodiment, the present invention provides an intermediate compound of Formula XIII:



XIII

20 wherein:

R₃ is selected from the group consisting of:

-Z-Y-R₄,

-Z-Y-X-Y-R₄,
 -Z-Y-X-Y-X-Y-R₄,
 -Z-R₅,
 -Z-Het,
 5 -Z-Het'-R₄, and
 -Z-Het'-Y-R₄;

R is selected from the group consisting of alkyl, alkoxy, hydroxy, halogen, and trifluoromethyl;

n is 0 or 1;

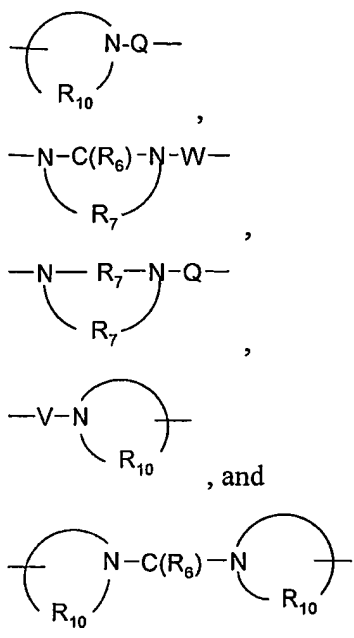
10 R₂ is selected from the group consisting of:

-R₄,
 -X-R₄,
 -X-Y'-R₄, and
 -X-R₅';

15 Z is selected from the group consisting of alkylene, alkenylene, and alkynylene, wherein alkylene, alkenylene, and alkynylene can be optionally interrupted with one or more -O- groups;

Y is selected from the group consisting of:

20 -S(O)₀₋₂-,
 -S(O)₂-N(R₈)-,
 -C(R₆)-,
 -C(R₆)-O-,
 -O-C(R₆)-,
 -O-C(O)-O-,
 25 -N(R₈)-Q-,
 -C(R₆)-N(R₈)-,
 -O-C(R₆)-N(R₈)-,
 -C(R₆)-N(OR₉)-,
 -O-N(R₈)-Q-,
 30 -O-N=C(R₄)-,
 -C(=N-O-R₈)-,
 -CH(-N(-O-R₈)-Q-R₄)-,



5

Het is heterocyclyl which can be unsubstituted or substituted by one or more substituents independently selected from the group consisting of alkyl, alkoxy, haloalkyl, haloalkoxy, halogen, nitro, hydroxy, hydroxyalkyl, cyano, hydroxyalkyleneoxyalkylenyl, amino, alkylamino, dialkylamino, and oxo;

10

Het' is heterocyclylene which can be unsubstituted or substituted by one or more substituents independently selected from the group consisting of alkyl, alkoxy, haloalkyl, haloalkoxy, halogen, nitro, hydroxy, hydroxyalkyl, cyano, amino, alkylamino, dialkylamino, and oxo;

15

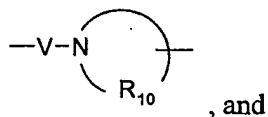
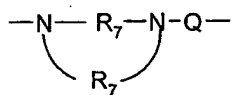
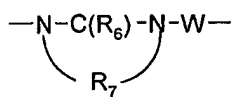
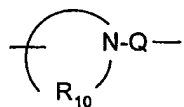
X is selected from the group consisting of alkylene, alkenylene, alkynylene, arylene, heteroarylene, and heterocyclylene wherein the alkylene, alkenylene, and alkynylene groups can be optionally interrupted or terminated with arylene, heteroarylene, or heterocyclylene, and optionally interrupted by one or more -O- groups;

Y' is selected from the group consisting of:

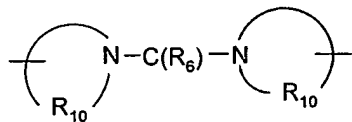
20

- O-,
- S(O)₀₋₂-,
- S(O)₂-N(R₈)-,
- C(R₆)-,
- C(R₆)-O-,
- O-C(R₆)-,

5
 -O-C(O)-O-,
 -N(R₈)-Q-,
 -C(R₆)-N(R₈)-,
 -O-C(R₆)-N(R₈)-,
 -C(R₆)-N(OR₉)-,



, and

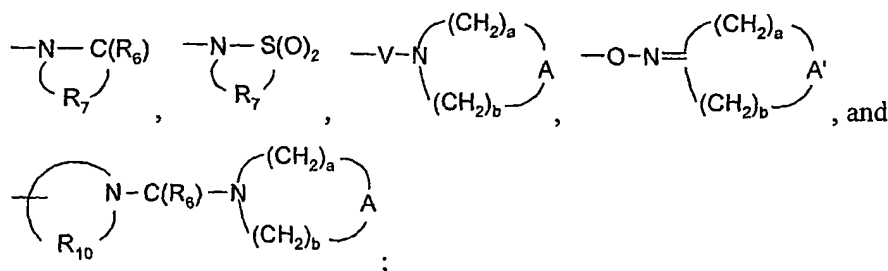


10

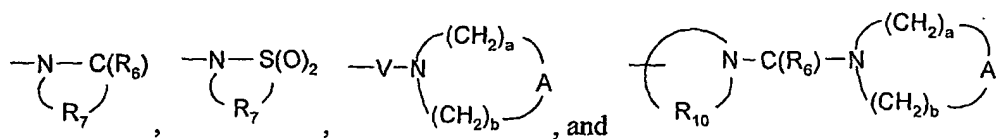
R₄ is selected from the group consisting of hydrogen, alkyl, alkenyl, alkynyl, aryl, arylalkylenyl, aryloxyalkylenyl, alkylarylenyl, heteroaryl, heteroarylalkylenyl, heteroaryloxyalkylenyl, alkylheteroarylenyl, and heterocyclyl wherein the alkyl, alkenyl, alkynyl, aryl, arylalkylenyl, aryloxyalkylenyl, alkylarylenyl, heteroaryl, heteroarylalkylenyl, heteroaryloxyalkylenyl, alkylheteroarylenyl, and heterocyclyl groups can be unsubstituted or substituted by one or more substituents independently selected from the group consisting of alkyl, alkoxy, hydroxyalkyl, haloalkyl, haloalkoxy, halogen, nitro, hydroxy, mercapto, cyano, aryl, aryloxy, arylalkyleneoxy, heteroaryl, heteroaryloxy, heteroarylalkyleneoxy, heterocyclyl, amino, alkylamino, dialkylamino, (dialkylamino)alkyleneoxy, and in the case of alkyl, alkenyl, alkynyl, and heterocyclyl, oxo;

20

R₅ is selected from the group consisting of:



R₅' is selected from the group consisting of:



5 R₆ is selected from the group consisting of =O and =S;

R₇ is C₂₋₇ alkylene;

R₈ is selected from the group consisting of hydrogen, alkyl, hydroxyalkylenyl, alkoxyalkylenyl, arylalkylenyl, and heteroarylalkylenyl;

R₉ is selected from the group consisting of hydrogen and alkyl;

10 R₁₀ is C₃₋₈ alkylene;

A is selected from the group consisting of -O-, -CH₂-, -C(O)-, -S(O)₀₋₂-, and -N(R₄)-;

A' is selected from the group consisting of -O-, -S(O)₀₋₂-, -N(-Q-R₄)-, and -CH₂-;

15 Q is selected from the group consisting of a bond, -C(R₆)-, -C(R₆)-C(R₆)-, -S(O)₂-, -C(R₆)-N(R₈)-W-, -S(O)₂-N(R₈)-, -C(R₆)-O-, and -C(R₆)-N(OR₉)-;

V is selected from the group consisting of -C(R₆)-, -O-C(R₆)-, -N(R₈)-C(R₆)-, and -S(O)₂-;

W is selected from the group consisting of a bond, -C(O)-, and -S(O)₂-;

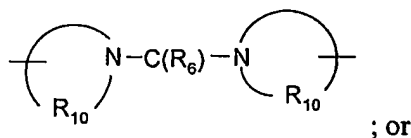
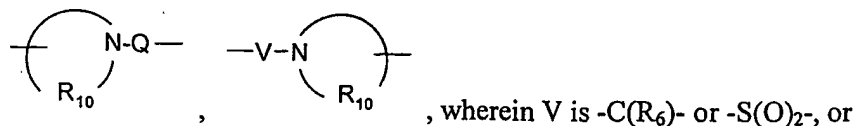
a and b are independently integers from 1 to 6 with the proviso that a + b is ≤ 7;

20 with the proviso that Z can also be a bond when:

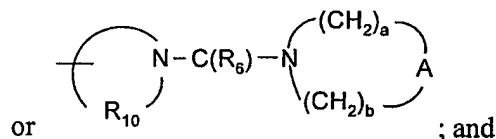
R₃ is -Z-Het, -Z-Het'-R₄, or -Z-Het'-Y-R₄, and Z is attached to an atom other than N in Het or Het'; or

R₃ is -Z-Y-R₄, -Z-Y-X-Y-R₄, or -Z-Y-X-Y-X-Y-R₄, and the Y group

bonded to Z is $-S(O)_2-$, $-S(O)_2-N(R_8)-$, $-C(R_6)-$, $-C(R_6)-O-$, $-C(R_6)-N(R_8)-$,



R_3 is $-Z-R_5$, and R_5 is $-\text{V}-\text{N} \begin{array}{c} \text{(CH}_2\text{)}_a \\ \text{(CH}_2\text{)}_b \\ \text{A} \end{array}$, wherein V is $-C(R_6)-$ or $-S(O)_2-$,



with the further proviso that Y can also be $-O-$ when:

Y is bonded to R_4 , and R_4 is selected from the group consisting of hydrogen, aryl, and heteroaryl, wherein aryl and heteroaryl can be unsubstituted or substituted by one or more substituents; or

Y is bonded to Z and X, and X is arylene or heteroarylene;

or a pharmaceutically acceptable salt thereof.

Herein, "non-interfering" means that the ability of the compound or salt, which includes a non-interfering substituent, to modulate the biosynthesis of one or more cytokines is not destroyed by the non-interfering substituent. Illustrative non-interfering R" groups include those described above for R_2 .

As used herein, the terms "alkyl", "alkenyl", "alkynyl" and the prefix "alk-" are inclusive of both straight chain and branched chain groups and of cyclic groups, e.g., cycloalkyl and cycloalkenyl. Unless otherwise specified, these groups contain from 1 to 20 carbon atoms, with alkenyl groups containing from 2 to 20 carbon atoms, and alkynyl groups containing from 2 to 20 carbon atoms. In some embodiments, these groups have a total of up to 10 carbon atoms, up to 8 carbon atoms, up to 6 carbon atoms, or up to 4 carbon atoms. Cyclic groups can be monocyclic or polycyclic and preferably have from 3 to 10 ring carbon atoms. Exemplary cyclic groups include cyclopropyl, cyclopropylmethyl, cyclobutyl, cyclobutylmethyl, cyclopentyl, cyclopentylmethyl,

cyclohexyl, cyclohexylmethyl, adamantyl, and substituted and unsubstituted bornyl, norbornyl, and norbornenyl.

Unless otherwise specified, "alkylene", "-alkylene-", "alkenylene", "-alkenylene-", "alkynylene", and "-alkynylene-" are the divalent forms of the "alkyl", "alkenyl", and "alkynyl" groups defined above. The terms "alkylenyl", "alkenylenyl", and "alkynylenyl" are used when "alkylene", "alkenylene", and "alkynylene", respectively, are substituted. For example, an arylalkylenyl group comprises an "alkylene" moiety to which an aryl group is attached.

The term "haloalkyl" is inclusive of alkyl groups that are substituted by one or more halogen atoms, including perfluorinated groups. This is also true of other groups that include the prefix "halo-". Examples of suitable haloalkyl groups are chloromethyl, trifluoromethyl, and the like.

The term "aryl" as used herein includes carbocyclic aromatic rings or ring systems. Examples of aryl groups include phenyl, naphthyl, biphenyl, fluorenyl and indenyl.

Unless otherwise indicated, the term "heteroatom" refers to the atoms O, S, or N.

The term "heteroaryl" includes aromatic rings or ring systems that contain at least one ring heteroatom (e.g., O, S, N). In some embodiments, the term "heteroaryl" includes a ring or ring system that contains 2 to 12 carbon atoms, 1 to 3 rings, 1 to 4 heteroatoms, and O, S, and/or N as the heteroatoms. Suitable heteroaryl groups include furyl, thienyl, pyridyl, quinolinyl, isoquinolinyl, indolyl, isoindolyl, triazolyl, pyrrolyl, tetrazolyl, imidazolyl, pyrazolyl, oxazolyl, thiazolyl, benzofuranyl, benzothiophenyl, carbazolyl, benzoxazolyl, pyrimidinyl, benzimidazolyl, quinoxalyl, benzothiazolyl, naphthyridinyl, isoxazolyl, isothiazolyl, purinyl, quinazolinyl, pyrazinyl, 1-oxidopyridyl, pyridazinyl, triazinyl, tetrazinyl, oxadiazolyl, thiadiazolyl, and so on.

The term "heterocyclyl" includes non-aromatic rings or ring systems that contain at least one ring heteroatom (e.g., O, S, N) and includes all of the fully saturated and partially unsaturated derivatives of the above mentioned heteroaryl groups. In some embodiments, the term "heterocyclyl" includes a ring or ring system that contains 2 to 12 carbon atoms, 1 to 3 rings, 1 to 4 heteroatoms, and O, S, and N as the heteroatoms. Exemplary heterocyclyl groups include pyrrolidinyl, tetrahydrofuranyl, morpholinyl, thiomorpholinyl, 1,1-dioxothiomorpholinyl, piperidinyl, piperazinyl, thiazolidinyl, imidazolidinyl, isothiazolidinyl, tetrahydropyranyl, quinuclidinyl, homopiperidinyl (azepanyl), 1,4-

oxazepanyl, homopiperazinyl (diazepanyl), 1,3-dioxolanyl, aziridinyl, azetidiny, dihydroisoquinolin-(1*H*)-yl, octahydroisoquinolin-(1*H*)-yl, dihydroquinolin-(2*H*)-yl, octahydroquinolin-(2*H*)-yl, dihydro-1*H*-imidazolyl, 3-azabicyclo[3.2.2]non-3-yl, and the like.

5 The term "heterocyclyl" includes bicyclic and tricyclic heterocyclic ring systems. Such ring systems include fused and/or bridged rings and spiro rings. Fused rings can include, in addition to a saturated or partially saturated ring, an aromatic ring, for example, a benzene ring. Spiro rings include two rings joined by one spiro atom and three rings joined by two spiro atoms.

10 When "heterocyclyl" contains a nitrogen atom, the point of attachment of the heterocyclyl group may be the nitrogen atom.

 The terms "arylene", "heteroarylene", and "heterocyclylene" are the divalent forms of the "aryl", "heteroaryl", and "heterocyclyl" groups defined above. The terms, "arylenyl", "heteroarylenyl", and "heterocyclenyl" are used when "arylene",
15 "heteroarylene," and "heterocyclylene", respectively, are substituted. For example, an alkylarylenyl group comprises an arylene moiety to which an alkyl group is attached.

 When a group (or substituent or variable) is present more than once in any Formula described herein, each group (or substituent or variable) is independently selected, whether explicitly stated or not. For example, for the formula -N(R₈)-C(R₆)-N(R₈)- each R₈ group
20 is independently selected. In another example, when an R₂ and an R₃ group both contain an R₄ group, each R₄ group is independently selected. In a further example, when more than one Y group is present and each Y group contains one or more R₈ groups, then each Y group is independently selected, and each R₈ group is independently selected.

 The invention is inclusive of the compounds described herein (including
25 intermediates) in any of their pharmaceutically acceptable forms, including isomers (e.g., diastereomers and enantiomers), salts, solvates, polymorphs, prodrugs, and the like. In particular, if a compound is optically active, the invention specifically includes each of the compound's enantiomers as well as racemic mixtures of the enantiomers. It should be understood that the term "compound" includes any or all of such forms, whether explicitly
30 stated or not (although at times, "salts" are explicitly stated).

 The term "prodrug" means a compound that can be transformed in vivo to yield an immune response modifying compound, including any of the salt, solvated, polymorphic,

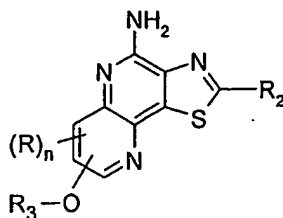
or isomeric forms described above. The prodrug, itself, may be an immune response modifying compound, including any of the salt, solvated, polymorphic, or isomeric forms described above. The transformation may occur by various mechanisms, such as through a chemical (e.g., solvolysis or hydrolysis, for example, in the blood) or enzymatic biotransformation. A discussion of the use of prodrugs is provided by T. Higuchi and W. Stella, "Pro-drugs as Novel Delivery Systems," Vol. 14 of the A. C. S. Symposium Series, and in *Bioreversible Carriers in Drug Design*, ed. Edward B. Roche, American Pharmaceutical Association and Pergamon Press, 1987.

For any of the compounds presented herein, each one of the following variables (e.g., Z, X, Y, Y', R_A, R_B, R, R₂, R₃, Q, n, and so on) in any of its embodiments can be combined with any one or more of the other variables in any of their embodiments and associated with any one of the formulas described herein, as would be understood by one of skill in the art. Each of the resulting combinations of variables is an embodiment of the present invention.

For certain embodiments of Formulas I and VII, particularly embodiments of Formula I, R_A and R_B are taken together to form a fused benzene ring wherein the benzene ring is substituted by one -O-R₃ group, or substituted by one -O-R₃ group and one R group. In certain of these embodiments, the fused benzene ring is substituted by one -O-R₃ group.

For certain embodiments of Formulas I and VII, particularly embodiments of Formula I, R_A and R_B are taken together to form a fused pyridine ring wherein the pyridine ring is substituted by one -O-R₃ group, or substituted by one -O-R₃ group and one R group. In certain of these embodiments, the fused pyridine ring is substituted by one -O-R₃ group.

For certain embodiments, the compound selected from the group consisting of Formulas III, IV, V, and VI, or a pharmaceutically acceptable salt thereof is the compound of Formula III:



III

or a pharmaceutically acceptable salt thereof.

For certain embodiments, n is 0 in the above embodiments of Formulas II, III, IV,
5 V, and VI.

For certain embodiments, R is selected from the group consisting of alkyl, alkoxy,
hydroxy, halogen, and trifluoromethyl.

For certain embodiments, R'' is hydrogen or a non-interfering substituent.

For certain embodiments, R'' is a non-interfering substituent.

For certain embodiments, R'' is R₂; wherein R₂ is selected from the group
10 consisting of -R₄, -X-R₄, -X-Y'-R₄, and -X-R₅'.

For certain embodiments, R₂ is selected from the group consisting of -R₄, -X-R₄,
-X-Y'-R₄, and -X-R₅'.

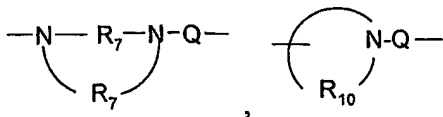
For certain embodiments, including any one of the above embodiments wherein R₂
15 is present, R₂ is selected from the group consisting of hydrogen, alkyl, alkoxyalkylenyl,
and hydroxyalkylenyl. For certain embodiments, R₂ is selected from the group consisting
of hydrogen, alkyl, and alkoxyalkylenyl. For certain embodiments, R₂ is selected from the
group consisting of alkyl and alkoxyalkylenyl. For certain embodiments, R₂ is selected
from the group consisting of hydrogen, methyl, ethyl, propyl, butyl, ethoxymethyl,
20 methoxymethyl, 2-methoxyethyl, hydroxymethyl, and 2-hydroxyethyl. For certain
embodiments, R₂ is selected from the group consisting of methyl, ethyl, n-propyl, n-butyl,
ethoxymethyl, methoxymethyl, and 2-methoxyethyl.

For certain embodiments, particularly embodiments of Formula X, n is 0 and R₂ is
selected from the group consisting of hydrogen, alkyl, alkoxyalkylenyl, and
25 hydroxyalkylenyl.

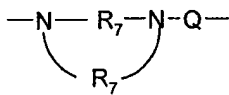
For certain embodiments, R₃ is selected from the group consisting of -Z-Y-R₄,
-Z-Y-X-Y-R₄, -Z-Y-X-Y-X-Y-R₄, -Z-R₅, -Z-Het, -Z-Het'-R₄, and -Z-Het'-Y-R₄.

For certain embodiments, including any one of the above embodiments, R₃ is

-Z-Y-R₄ or -Z-Y-X-Y-R₄. In certain of these embodiments, Y is -N(R₈)-Q-



, or -C(O)-; wherein Q is selected from the group consisting of a bond, -C(O)-, -C(O)-O-, -S(O)₂-, -C(R₆)-N(R₈)-, and -S(O)₂-N(R₈)-; R₆ is selected from the group consisting of =O or =S; R₇ is C₂₋₃ alkylene; R₈ is selected from the group consisting of hydrogen, C₁₋₄ alkyl, and C₁₋₄ alkoxyC₁₋₄ alkylenyl; R₁₀ is C₃₋₆ alkylene; and R₄ is selected from the group consisting of alkyl, aryl, arylalkylenyl, alkylheteroarylenyl, heteroarylalkylenyl, heteroaryl, and heterocyclyl; wherein alkyl is unsubstituted or substituted by one or more substituents selected from the group consisting of hydroxy, alkoxy, halogen, and aryl; wherein aryl, heteroaryl, and arylalkylenyl are unsubstituted or substituted by one or more substituents selected from the group consisting of alkyl, halogen, cyano, dialkylamino, and alkoxy; and wherein heterocyclyl is unsubstituted or substituted by one or more alkyl substituents. In certain other of these embodiments, Y is -N(R₈)-Q- or



; wherein Q is selected from the group consisting of a bond, -C(O)-, -C(O)-O-, -S(O)₂-, and -C(R₆)-N(R₈)-; R₆ is selected from the group consisting of =O or =S; R₇ is C₂₋₃ alkylene; R₈ is selected from the group consisting of hydrogen, C₁₋₄ alkyl, and C₁₋₄ alkoxyC₁₋₄ alkylenyl; and R₄ is selected from the group consisting of alkyl, aryl, arylalkylenyl, alkylheteroarylenyl, heteroarylalkylenyl, heteroaryl, and heterocyclyl; wherein alkyl is unsubstituted or substituted by one or more substituents selected from the group consisting of hydroxy, alkoxy, and aryl; wherein aryl and arylalkylenyl are unsubstituted or substituted by one or more substituents selected from the group consisting of alkyl, halogen, cyano, dialkylamino, and alkoxy; and wherein heterocyclyl is unsubstituted or substituted by one or more alkyl substituents. In certain of these embodiments, Y is -N(R₈)-Q-. In certain of these embodiments, Q is -C(O)-. In certain of these embodiments, Q is -S(O)₂-. In certain of these embodiments, Q is -C(R₆)-N(R₈)-. In certain of these embodiments, R₄ is C₁₋₄ alkyl and R₈ is hydrogen. In certain other of these embodiments, R₄ is phenyl that is unsubstituted or substituted by methoxy and R₈ is hydrogen. In certain embodiments, Q is a bond. In certain of these embodiments, R₄ is heterocyclyl that is unsubstituted or substituted by one or more alkyl

groups, and R₈ is C₁₋₄ alkyl. In certain of these embodiments, R₄ is 1-methylpiperidin-4-yl and R₈ is methyl. In certain embodiments, R₃ is -Z-Y-R₄, wherein Y is -O- and R₄ is phenyl that is unsubstituted or substituted by one or more substituents selected from the group consisting of alkyl, halogen, cyano, alkoxy, nitro, and haloalkyl. In certain other

5
embodiments, R₃ is -Z-Y-X-Y_c-R₄, wherein Y is -O-, X is phenylene, and Y_c-R₄ is selected from the group consisting of -C(O)-alkyl, -C(O)-O-alkyl, -S-alkyl, -NH-C(O)-alkyl, -C(O)-NH₂, and -S(O)₂-NH₂.

For certain embodiments, including any one of the above embodiments not excluding this definition, R₃ is -Z-R₅. In certain of these embodiments, R₅ is selected from

10
the group consisting of:

$$\begin{array}{c} \text{---N---C(O)} \\ \text{---R}_7 \end{array}, \quad \begin{array}{c} \text{---C(O)---N} \\ \text{---(CH}_2\text{)}_a\text{---} \\ \text{---(CH}_2\text{)}_b\text{---} \\ \text{---A} \end{array}, \quad \text{and} \quad \begin{array}{c} \text{---N(R}_8\text{)---C(O)---N} \\ \text{---(CH}_2\text{)}_a\text{---} \\ \text{---(CH}_2\text{)}_b\text{---} \\ \text{---A} \end{array}; \text{ wherein A is}$$

-O-, -CH₂-, or -S(O)₂-; R₇ is C₂₋₄ alkylene; R₈ is hydrogen or C₁₋₄ alkyl; and a and b are each independently 1, 2, or 3. In certain embodiments, R₅ is

$$\begin{array}{c} \text{---N---S(O)}_2 \\ \text{---R}_7 \end{array}, \text{ wherein R}_7 \text{ is C}_{2-4} \text{ alkylene.}$$

15
For certain embodiments, including any one of the above embodiments not excluding this definition, R₃ is -Z-Het or -Z-Het'-R₄. In certain of these embodiments, Het and Het' are, respectively, selected from the group consisting of the monovalent and divalent forms of tetrahydropyranyl, tetrahydrofuranyl, 1,3-dioxolanyl, azetidiny, pyrrolidinyl, piperidinyl, morpholinyl, thiomorpholinyl, 1,1-dioxothiomorpholinyl,

20
thiazolidinyl, azepanyl, 1,4-oxazepanyl, diazepanyl, dihydroisoquinolin-(1*H*)-yl, octahydroisoquinolin-(1*H*)-yl, dihydroquinolin-(2*H*)-yl, octahydroquinolin-(2*H*)-yl, dihydro-1*H*-imidazolyl, 3-azabicyclo[3.2.2]non-3-yl, and piperazinyl, each of which is unsubstituted or substituted by one or more substituents. For certain of these

embodiments, Het and Het' are, respectively, selected from the group consisting of the

25
monovalent and divalent forms of pyrrolidinyl, piperidinyl, and morpholinyl, each of which is unsubstituted or substituted by one or more substituents. For certain of these

embodiments, Het is unsubstituted. For certain of these embodiments, Het' is unsubstituted. For certain of these embodiments, Het is substituted by one or more substituents selected from the group consisting of alkyl, hydroxy, hydroxyalkyl,

hydroxyalkyleneoxyalkylenyl, and dialkylamino. For certain of these embodiments, R₄ is heterocyclyl. For certain of these embodiments, R₄ is selected from the group consisting of pyrrolidinyl and piperidinyl.

For certain embodiments, including any one of the above embodiments not
5 excluding this definition, R₃ is -Z-Het'-Y-R₄. In certain of these embodiments, Het' is selected from the group consisting of the divalent form of tetrahydropyranyl, tetrahydrofuranyl, 1,3-dioxolanyl, pyrrolidinyl, piperidinyl, morpholinyl, thiomorpholinyl, thiazolidinyl, azepanyl, diazepanyl, dihydroisoquinolin-(1*H*)-yl, octahydroisoquinolin-(1*H*)-yl, dihydroquinolin-(2*H*)-yl, octahydroquinolin-(2*H*)-yl, dihydro-1*H*-imidazolyl, and
10 piperazinyl. In certain of these embodiments, -Y-R₄ is selected from the group consisting of -C(O)-alkyl, -C(O)-O-H, -C(O)-O-alkyl, -C(O)-NH₂-, -C(O)-NH-alkyl, and -NH-C(O)-alkyl.

For certain embodiments, R₃ includes a substituted or unsubstituted thiazolo[4,5-
c]quinolinyl group or a substituted or unsubstituted thiazolo[4,5-*c*]naphthyridinyl group
15 and a connecting group such that the compound is a dimer. In certain of these embodiments, R₃ is -Z-Y_a-X-Y_b-R₄ wherein Y_a is -N(R₈)-Q-, Y_b is -O-, and R₄ is thiazolo[4,5-*c*]quinolinyl or thiazolo[4,5-*c*]naphthyridinyl. In certain of these embodiments, Q is -C(R₆)-N(R₈)-. In certain of these embodiments, the thiazolo[4,5-*c*]quinolinyl or thiazolo[4,5-*c*]naphthyridinyl group is substituted by alkyl and amino.

For certain embodiments, including any one of the above embodiments, Z is
20 alkylene optionally interrupted with one or more -O- groups. In certain of these embodiments, Z is selected from the group consisting of C₁₋₆ alkylene and -CH₂CH₂-O-CH₂CH₂-.

For certain embodiments, including any one of the above embodiments permitted
25 by the proviso for Formulas I through VII, more particularly for Formulas I through VI, and which do not exclude this definition, Z is a bond.

For certain embodiments, including any of the above embodiments, -O-R₃ is at the
7-position. For other embodiments, -O-R₃ is at the 8-position.

For certain embodiments, R₄ is selected from the group consisting of hydrogen,
30 alkyl, alkenyl, alkynyl, aryl, arylalkylenyl, aryloxyalkylenyl, alkylarylenyl, heteroaryl, heteroarylalkylenyl, heteroaryloxyalkylenyl, alkylheteroarylenyl, and heterocyclyl wherein the alkyl, alkenyl, alkynyl, aryl, arylalkylenyl, aryloxyalkylenyl, alkylarylenyl,

heteroaryl, heteroarylalkylenyl, heteroaryloxyalkylenyl, alkylheteroarylenyl, and heterocyclyl groups can be unsubstituted or substituted by one or more substituents independently selected from the group consisting of alkyl, alkoxy, hydroxyalkyl, haloalkyl, haloalkoxy, halogen, nitro, hydroxy, mercapto, cyano, aryl, aryloxy, 5 arylalkyleneoxy, heteroaryl, heteroaryloxy, heteroarylalkyleneoxy, heterocyclyl, amino, alkylamino, dialkylamino, (dialkylamino)alkyleneoxy, and in the case of alkyl, alkenyl, alkynyl, and heterocyclyl, oxo.

For certain embodiments, R_4 is selected from the group consisting of alkyl, aryl, arylalkylenyl, alkylheteroarylenyl, heteroarylalkylenyl, heteroaryl, and heterocyclyl. For 10 certain of these embodiments, alkyl is unsubstituted or substituted by one or more substituents selected from the group consisting of hydroxy, alkoxy, and aryl. For certain other of these embodiments, alkyl is unsubstituted or substituted by one or more substituents selected from the group consisting of hydroxy, alkoxy, halogen, and aryl. For certain of these embodiments, aryl and arylalkylenyl are unsubstituted or substituted by 15 one or more substituents selected from the group consisting of alkyl, halogen, cyano, dialkylamino, and alkoxy. For certain of these embodiments, aryl, heteroaryl, and arylalkylenyl are unsubstituted or substituted by one or more substituents selected from the group consisting of alkyl, halogen, cyano, dialkylamino, and alkoxy. For certain of these embodiments, heterocyclyl is unsubstituted or substituted by one or more alkyl 20 substituents.

For certain embodiments, R_4 is hydrogen or alkyl.

For certain embodiments, R_4 is alkyl.

For certain embodiments, R_4 is C_{1-4} alkyl.

For certain embodiments, R_4 is heterocyclyl. For certain of these embodiments, R_4 25 is selected from the group consisting of pyrrolidinyl and piperidinyl.

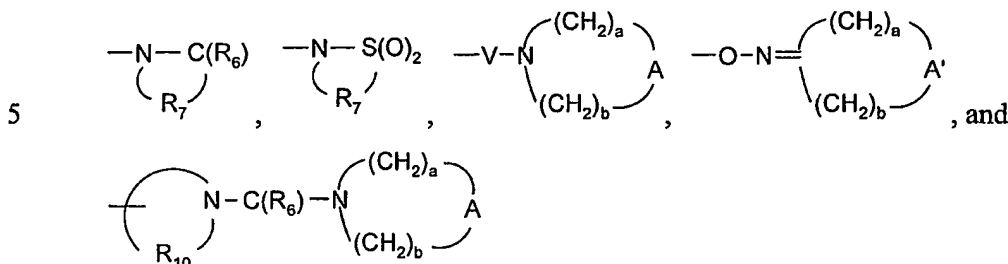
For certain embodiments, R_4 is heterocyclyl that is unsubstituted or substituted by one or more alkyl groups. For certain of these embodiments, R_4 is 1-methylpiperidin-4-yl.

For certain embodiments, R_4 is phenyl that is unsubstituted or substituted by methoxy.

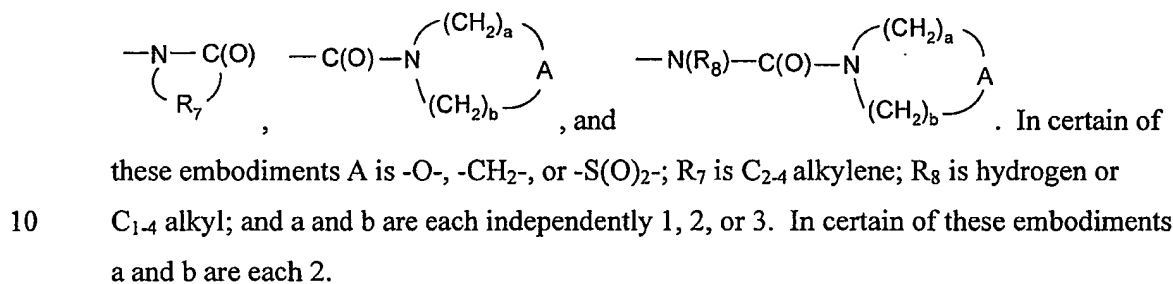
30 For certain embodiments, R_4 is heteroaryl.

For certain embodiments, R₄ is phenyl that is unsubstituted or substituted by one or more substituents selected from the group consisting of alkyl, halogen, cyano, alkoxy, nitro, and haloalkyl.

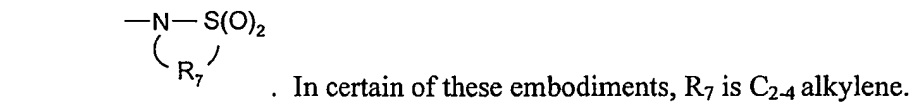
For certain embodiments, R₅ is selected from the group consisting of:



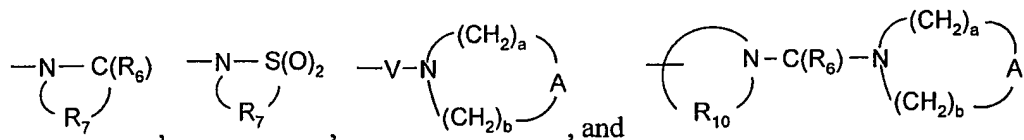
For certain embodiments, R₅ is selected from the group consisting of:



For certain embodiments, R₅ is $\begin{array}{c} \text{---N---C(O)} \\ \text{(R}_7\text{)} \end{array}$. In certain of these embodiments, R₇ is C₂₋₄ alkylene. For certain embodiments, R₅ is



For certain embodiments, R₅' is selected from the group consisting of:



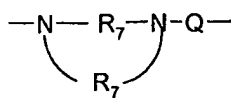
For certain embodiments, R₆ is selected from the group consisting of =O and =S.

For certain embodiments, R₆ is =O. For certain embodiments, R₆ is =S.

For certain embodiments, R₇ is C₂₋₇ alkylene.

20 For certain embodiments, R₇ is C₂₋₄ alkylene.

For certain embodiments, R₇ is C₂₋₃ alkylene. Preferably, in a ring of formula



, R₇ is C₂₋₃ alkylene.

For certain embodiments, R₈ is selected from the group consisting of hydrogen, alkyl, hydroxyalkylenyl, alkoxyalkylenyl, arylalkylenyl, and heteroarylalkylenyl.

For certain embodiments, R₈ is selected from the group consisting of hydrogen, C₁₋₄ alkyl, and C₁₋₄ alkoxyC₁₋₄ alkylenyl.

For certain embodiments, R₈ is hydrogen or C₁₋₄ alkyl.

For certain embodiments, R₈ is hydrogen.

For certain embodiments, R₈ is C₁₋₄ alkyl. For certain embodiments, R₈ is methyl.

For certain embodiments, R₉ is selected from the group consisting of hydrogen and alkyl.

For certain embodiments, R₁₀ is C₃₋₈ alkylene.

For certain embodiments, R₁₀ is C₄₋₆ alkylene.

For certain embodiments, R₁₀ is C₃₋₆ alkylene.

For certain embodiments, A is selected from the group consisting of -O-, -CH₂-, -C(O)-, -S(O)₀₋₂-, and -N(R₄)-.

For certain embodiments, A is -O-, -CH₂-, or -S(O)₂-.

For certain embodiments, A is -O- or -S(O)₂-.

For certain embodiments, A is -O-.

For certain embodiments, A' is selected from the group consisting of -O-, -S(O)₀₋₂-, -N(-Q-R₄)-, and -CH₂-.

In certain embodiments, A' is selected from the group consisting of -CH₂-, -S(O)₂-, and -O-.

In certain embodiments, A' is -CH₂-.

In certain embodiments, A' is -O-.

For certain embodiments, Q is selected from the group consisting of a bond, -C(R₆)-, -C(R₆)-C(R₆)-, -S(O)₂-, -C(R₆)-N(R₈)-W-, -S(O)₂-N(R₈)-, -C(R₆)-O-, and -C(R₆)-N(OR₉)-.

In certain embodiments, Q is selected from the group consisting of a bond, -C(O)-, -C(O)-O-, -S(O)₂-, -C(R₆)-N(R₈)-, and -S(O)₂-N(R₈)-.

In certain embodiments, Q is selected from the group consisting of a bond, -C(O)-, -C(O)-O-, -S(O)₂-, and -C(R₆)-N(R₈)-.

In certain embodiments, Q is -C(O)-.

In certain embodiments, Q is -S(O)₂-.

In certain embodiments, Q is -C(R₆)-N(R₈)-

In certain embodiments, Q is a bond.

In certain embodiments, V is selected from the group consisting of -C(R₆)-,
 5 -O-C(R₆)-, -N(R₈)-C(R₆)-, and -S(O)₂-.

In certain embodiments, V is selected from the group consisting of -C(O)- and
 -N(R₈)-C(O)-.

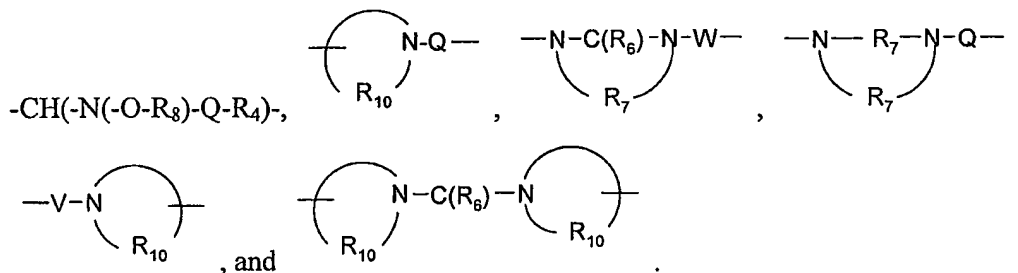
In certain embodiments, W is selected from the group consisting of a bond, -C(O)-,
 and -S(O)₂-.

10 In certain embodiments, W is a bond or -C(O)-.

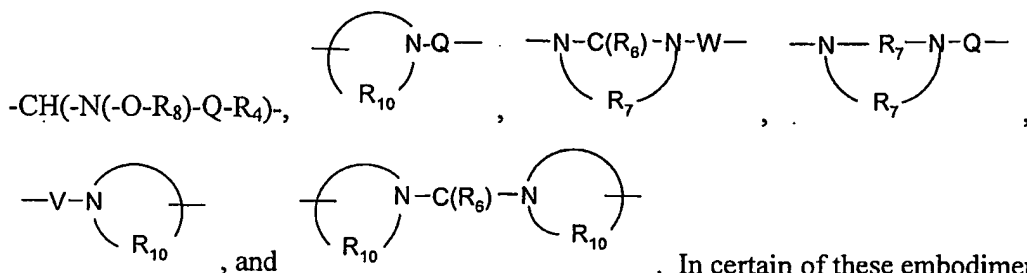
In certain embodiments, W is a bond.

In certain embodiments, X is selected from the group consisting of alkylene,
 alkenylene, alkynylene, arylene, heteroarylene, and heterocyclylene wherein the alkylene,
 alkenylene, and alkynylene groups can be optionally interrupted or terminated with
 15 arylene, heteroarylene, or heterocyclylene, and optionally interrupted by one or more -O-
 groups. For certain embodiments, X is phenylene. For certain embodiments, X is
 alkylene.

In certain embodiments, Y is selected from the group consisting of -O-, -S(O)_{0.2}-,
 -S(O)₂-N(R₈)-, -C(R₆)-, -C(R₆)-O-, -O-C(R₆)-, -O-C(O)-O-, -N(R₈)-Q-, -C(R₆)-N(R₈)-,
 20 -O-C(R₆)-N(R₈)-, -C(R₆)-N(OR₉)-, -O-N(R₈)-Q-, -O-N=C(R₄)-, -C(=N-O-R₈)-,

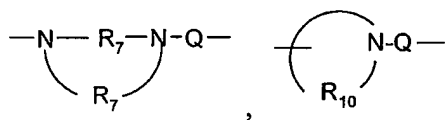


In certain embodiments, Y is selected from the group consisting of -S(O)_{0.2}-,
 -S(O)₂-N(R₈)-, -C(R₆)-, -C(R₆)-O-, -O-C(R₆)-, -O-C(O)-O-, -N(R₈)-Q-, -C(R₆)-N(R₈)-,
 25 -O-C(R₆)-N(R₈)-, -C(R₆)-N(OR₉)-, -O-N(R₈)-Q-, -O-N=C(R₄)-, -C(=N-O-R₈)-,



In certain of these embodiments, Y can also be -O-. For example, Y can also be -O- when Y is bonded to R₄, and R₄ is selected from the group consisting of hydrogen, aryl, and heteroaryl, wherein aryl and heteroaryl can be unsubstituted or substituted by one or more substituents. For these
 5 embodiments, the one or more substituents are independently selected from the group consisting of alkyl, alkoxy, hydroxyalkyl, haloalkyl, haloalkoxy, halogen, nitro, hydroxy, mercapto, cyano, aryl, aryloxy, arylalkyleneoxy, heteroaryl, heteroaryloxy, heteroarylalkyleneoxy, heterocyclyl, amino, alkylamino, dialkylamino, and
 10 (dialkylamino)alkyleneoxy. In another example, Y can also be -O- when Y is bonded to Z and X, and X is arylene or heteroarylene.

In certain embodiments, Y is -N(R₈)-Q-



or -C(O)-. In certain of these embodiments, Q is selected from the group consisting of a bond, -C(O)-, -C(O)-O-, -S(O)₂-, -C(R₆)-N(R₈)-, and -S(O)₂-N(R₈)-; R₆ is selected from the group consisting of =O or =S; R₇ is
 15 C₂₋₃ alkylene; R₈ is selected from the group consisting of hydrogen, C₁₋₄ alkyl, and C₁₋₄ alkoxyC₁₋₄ alkylenyl; R₁₀ is C₃₋₆ alkylene; and R₄ is selected from the group consisting of alkyl, aryl, arylalkylenyl, alkylheteroarylenyl, heteroarylalkylenyl, heteroaryl, and heterocyclyl; wherein alkyl is unsubstituted or substituted by one or more substituents
 20 selected from the group consisting of hydroxy, alkoxy, halogen, and aryl; wherein aryl, heteroaryl, and arylalkylenyl are unsubstituted or substituted by one or more substituents selected from the group consisting of alkyl, halogen, cyano, dialkylamino, and alkoxy; and wherein heterocyclyl is unsubstituted or substituted by one or more alkyl substituents.

In certain embodiments, Y is -N(R₈)-Q- or $\left(\text{N}-\text{R}_7-\text{N}-\text{Q} \right)_{\text{R}_7}$. In certain of
 25 these embodiments, Q is selected from the group consisting of a bond, -C(O)-, -C(O)-O-,

-S(O)₂-, and -C(R₆)-N(R₈)-; R₆ is selected from the group consisting of =O or =S; R₇ is C₂₋₃ alkylene; R₈ is selected from the group consisting of hydrogen, C₁₋₄ alkyl, and C₁₋₄ alkoxyC₁₋₄ alkylenyl; and R₄ is selected from the group consisting of alkyl, aryl, arylalkylenyl, alkylheteroarylenyl, heteroarylalkylenyl, heteroaryl, and heterocyclyl; wherein alkyl is unsubstituted or substituted by one or more substituents selected from the group consisting of hydroxy, alkoxy, and aryl; wherein aryl and arylalkylenyl are unsubstituted or substituted by one or more substituents selected from the group consisting of alkyl, halogen, cyano, dialkylamino, and alkoxy; and wherein heterocyclyl is unsubstituted or substituted by one or more alkyl substituents.

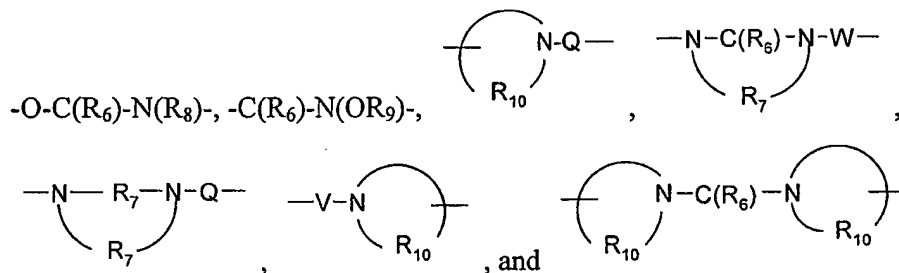
10 In certain embodiments, Y is -N(R₈)-Q-.

In certain embodiments, Y is selected from the group consisting of -C(O)-, -C(O)-O-, -C(O)-NH-, and -NH-C(O)-.

In certain embodiments, Y is -O-.

15 In certain embodiments, Y is selected from the group consisting of -C(O)-, -C(O)-O-, -S-, -NH-C(O)-, -C(O)-NH-, and -S(O)₂-NH-.

In certain embodiments, Y' is selected from the group consisting of -O-, -S(O)₀₋₂-, -S(O)₂-N(R₈)-, -C(R₆)-, -C(R₆)-O-, -O-C(R₆)-, -O-C(O)-O-, -N(R₈)-Q-, -C(R₆)-N(R₈)-,



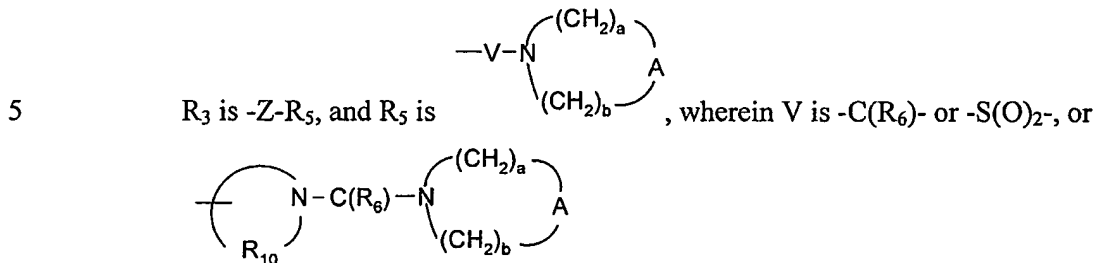
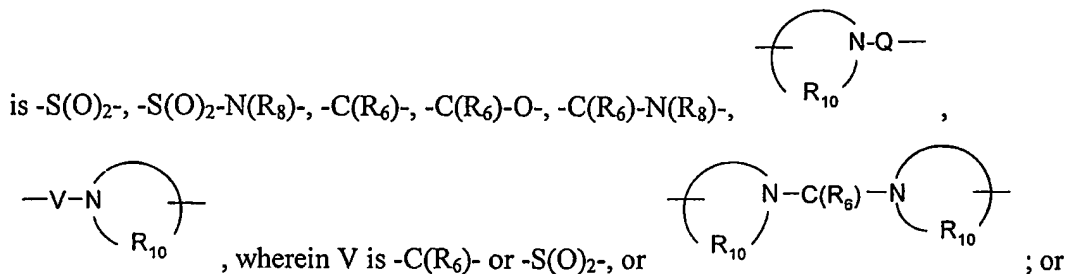
20 In certain embodiments, Z is selected from the group consisting of alkylene, alkenylene, and alkynylene, wherein alkylene, alkenylene, and alkynylene can be optionally interrupted with one or more -O- groups.

In certain embodiments, Z is alkylene optionally interrupted with one or more -O- groups.

25 In certain embodiments, Z is selected from the group consisting of C₁₋₆ alkylene and -CH₂CH₂-O-CH₂CH₂-. In certain of these embodiments, Z is selected from the group consisting of C₂₋₆ alkylene and -CH₂CH₂-O-CH₂CH₂-.

In certain embodiments, Z is a bond. For example, Z can be a bond when: R₃ is

-Z-Het, -Z-Het'-R₄, or -Z-Het'-Y-R₄, and Z is attached to an atom other than N in Het or Het'; or R₃ is -Z-Y-R₄, -Z-Y-X-Y-R₄, or -Z-Y-X-Y-X-Y-R₄, and the Y group bonded to Z



In certain embodiments, Het is heterocyclyl which can be unsubstituted or substituted by one or more substituents independently selected from the group consisting of alkyl, alkoxy, haloalkyl, haloalkoxy, halogen, nitro, hydroxy, hydroxyalkyl, cyano,
 10 hydroxyalkyleneoxyalkylenyl, amino, alkylamino, dialkylamino, and oxo.

In certain embodiments, Het is selected from the group consisting of tetrahydropyranyl, tetrahydrofuranyl, 1,3-dioxolanyl, azetidiny, pyrrolidinyl, piperidinyl, morpholinyl, thiomorpholinyl, 1,1-dioxothiomorpholinyl, thiazolidinyl, azepanyl, 1,4-oxazepanyl, diazepanyl, dihydroisoquinolin-(1*H*)-yl, octahydroisoquinolin-(1*H*)-yl,
 15 dihydroquinolin-(2*H*)-yl, octahydroquinolin-(2*H*)-yl, dihydro-1*H*-imidazolyl, 3-azabicyclo[3.2.2]non-3-yl, and piperazinyl, each of which is unsubstituted or substituted by one or more substituents. For these embodiments, the one or more substituents are independently selected from the group consisting of alkyl, alkoxy, haloalkyl, haloalkoxy, halogen, nitro, hydroxy, hydroxyalkyl, cyano, hydroxyalkyleneoxyalkylenyl, amino,
 20 alkylamino, dialkylamino, and oxo.

In certain embodiments, Het is selected from the group consisting of pyrrolidinyl, piperidinyl, and morpholinyl, each of which is unsubstituted or substituted by one or more substituents. For these embodiments, the one or more substituents are independently selected from the group consisting of alkyl, alkoxy, haloalkyl, haloalkoxy, halogen, nitro,

hydroxy, hydroxyalkyl, cyano, hydroxyalkyleneoxyalkylenyl, amino, alkylamino, dialkylamino, and oxo.

In certain embodiments, Het is substituted by one or more substituents selected from the group consisting of alkyl, hydroxyl, hydroxyalkyl, hydroxyalkyleneoxyalkylenyl, and dialkylamino.

In certain embodiments, Het is unsubstituted.

In certain embodiments, Het' is heterocyclene which can be unsubstituted or substituted by one or more substituents independently selected from the group consisting of alkyl, alkoxy, haloalkyl, haloalkoxy, halogen, nitro, hydroxy, hydroxyalkyl, cyano, amino, alkylamino, dialkylamino, and oxo.

In certain embodiments, Het' is selected from the group consisting of the divalent forms of tetrahydropyranyl, tetrahydrofuranyl, 1,3-dioxolanyl, azetidiny, pyrrolidinyl, piperidinyl, morpholinyl, thiomorpholinyl, 1,1-dioxothiomorpholinyl, thiazolidinyl, azepanyl, 1,4-oxazepanyl, diazepanyl, dihydroisoquinolin-(1*H*)-yl, octahydroisoquinolin-(1*H*)-yl, dihydroquinolin-(2*H*)-yl, octahydroquinolin-(2*H*)-yl, dihydro-1*H*-imidazolyl, 3-azabicyclo[3.2.2]non-3-yl, and piperazinyl, each of which is unsubstituted or substituted by one or more substituents. For these embodiments, the one or more substituents are independently selected from the group consisting of alkyl, alkoxy, haloalkyl, haloalkoxy, halogen, nitro, hydroxy, hydroxyalkyl, cyano, hydroxyalkyleneoxyalkylenyl, amino, alkylamino, dialkylamino, and oxo.

In certain embodiments, Het' is selected from the group consisting of the divalent forms of tetrahydropyranyl, tetrahydrofuranyl, 1,3-dioxolanyl, pyrrolidinyl, piperidinyl, morpholinyl, thiomorpholinyl, thiazolidinyl, azepanyl, diazepanyl, dihydroisoquinolin-(1*H*)-yl, octahydroisoquinolin-(1*H*)-yl, dihydroquinolin-(2*H*)-yl, octahydroquinolin-(2*H*)-yl, dihydro-1*H*-imidazolyl, and piperazinyl, each of which is unsubstituted or substituted by one or more substituents. For these embodiments, the one or more substituents are independently selected from the group consisting of alkyl, alkoxy, haloalkyl, haloalkoxy, halogen, nitro, hydroxy, hydroxyalkyl, cyano, hydroxyalkyleneoxyalkylenyl, amino, alkylamino, dialkylamino, and oxo.

In certain embodiments, Het' is selected from the group consisting of the divalent forms of pyrrolidinyl, piperidinyl, and morpholinyl, each of which is unsubstituted or substituted by one or more substituents. For these embodiments, the one or more

substituents are independently selected from the group consisting of alkyl, alkoxy, haloalkyl, haloalkoxy, halogen, nitro, hydroxy, hydroxyalkyl, cyano, hydroxyalkyleneoxyalkylenyl, amino, alkylamino, dialkylamino, and oxo.

In certain embodiments, Het' is unsubstituted (except by -R₄ or -Y-R₄).

5 In certain embodiments, a and b are independently integers from 1 to 6 with the proviso that a + b is ≤ 7.

In certain embodiments, a and b are each independently 1, 2, or 3.

In certain embodiments, a and b are each 2.

In certain embodiments, n is 0 or 1.

10 In certain embodiments, n is 0.

For certain embodiments of the compounds of Formulas I, II, III, IV, V, or VI, the -NH₂ group can be replaced by an -NH-G group, as shown in the compound of Formula VII, to form prodrugs. In such embodiments, G is selected from the group consisting of -C(O)-R', α-aminoacyl, α-aminoacyl-α-aminoacyl, -C(O)-O-R', -C(O)-N(R''')R', -C(=NY₁)-R', -CH(OH)-C(O)-OY₁, -CH(OC₁₋₄ alkyl)Y₀, -CH₂Y₂, and -CH(CH₃)Y₂. For these embodiments, R' and R''' are independently selected from the group consisting of C₁₋₁₀ alkyl, C₃₋₇ cycloalkyl, phenyl, and benzyl, each of which may be unsubstituted or substituted by one or more substituents independently selected from the group consisting of halogen, hydroxy, nitro, cyano, carboxy, C₁₋₆ alkyl, C₁₋₄ alkoxy, aryl, heteroaryl, aryl-C₁₋₄ alkylenyl, heteroaryl-C₁₋₄ alkylenyl, halo-C₁₋₄ alkylenyl, halo-C₁₋₄ alkoxy, -O-C(O)-CH₃, -C(O)-O-CH₃, -C(O)-NH₂, -O-CH₂-C(O)-NH₂, -NH₂, and -S(O)₂-NH₂ with the proviso that R''' can also be hydrogen; α-aminoacyl is an α-aminoacyl group derived from an amino acid selected from the group consisting of racemic, D-, and L-amino acids; Y₁ is selected from the group consisting of hydrogen, C₁₋₆ alkyl, and benzyl; Y₀ is selected from the group consisting of C₁₋₆ alkyl, carboxy-C₁₋₆ alkylenyl, amino-C₁₋₄ alkylenyl, mono-N-C₁₋₆ alkylamino-C₁₋₄ alkylenyl, and di-N,N-C₁₋₆ alkylamino-C₁₋₄ alkylenyl; and Y₂ is selected from the group consisting of mono-N-C₁₋₆ alkylamino, di-N,N-C₁₋₆ alkylamino, morpholin-4-yl, piperidin-1-yl, pyrrolidin-1-yl, and 4-C₁₋₄ alkylpiperazin-1-yl.

For certain embodiments, the present invention provides a pharmaceutical composition comprising a therapeutically effective amount of a compound or salt of any one of the above embodiments of Formulas I, II, III, IV, V, VI, VII, X, and XI and a pharmaceutically acceptable carrier.

For certain embodiments, the present invention provides a method of inducing cytokine biosynthesis in an animal comprising administering an effective amount of a compound or salt of any one of the above embodiments of Formulas I, II, III, IV, V, VI, VII, X, and XI, or a pharmaceutical composition comprising an effective amount of a compound or salt of any one of the above embodiments of Formulas I, II, III, IV, V, VI, VII, X, and XI to the animal.

For certain embodiments, the present invention provides a method of treating a viral disease in an animal comprising administering a therapeutically effective amount of a compound or salt of any one of the above embodiments of Formulas I, II, III, IV, V, VI, VII, X, and XI, or a pharmaceutical composition comprising a therapeutically effective amount of a compound or salt of any one of the above embodiments of Formulas I, II, III, IV, V, VI, VII, X, and XI to the animal.

For certain embodiments, the present invention provides a method of treating a neoplastic disease in an animal comprising administering a therapeutically effective amount of a compound or salt of any one of the above embodiments of Formulas I, II, III, IV, V, VI, VII, X, and XI, or a pharmaceutical composition comprising a therapeutically effective amount of a compound or salt of any one of the above embodiments of Formulas I, II, III, IV, V, VI, VII, X, and XI to the animal.

Preparation of the Compounds

Compounds of the invention may be synthesized by synthetic routes that include processes analogous to those well known in the chemical arts, particularly in light of the description contained herein. The starting materials are generally available from commercial sources such as Aldrich Chemicals (Milwaukee, Wisconsin, USA) or are readily prepared using methods well known to those skilled in the art (e.g. prepared by methods generally described in Louis F. Fieser and Mary Fieser, *Reagents for Organic Synthesis*, v. 1-19, Wiley, New York, (1967-1999 ed.); Alan R. Katritzky, Otto Meth-Cohn, Charles W. Rees, *Comprehensive Organic Functional Group Transformations*, v 1-6, Pergamon Press, Oxford, England, (1995); Barry M. Trost and Ian Fleming, *Comprehensive Organic Synthesis*, v. 1-8, Pergamon Press, Oxford, England, (1991); or *Beilsteins Handbuch der organischen Chemie*, 4, Aufl. Ed. Springer-Verlag, Berlin, Germany, including supplements (also available via the Beilstein online database)).

For illustrative purposes, the reaction schemes depicted below provide potential routes for synthesizing the compounds of the present invention as well as key intermediates. For more detailed description of the individual reaction steps, see the EXAMPLES section below. Those skilled in the art will appreciate that other synthetic routes may be used to synthesize the compounds of the invention. Although specific starting materials and reagents are depicted in the reaction schemes and discussed below, other starting materials and reagents can be easily substituted to provide a variety of derivatives and/or reaction conditions. In addition, many of the compounds prepared by the methods described below can be further modified in light of this disclosure using conventional methods well known to those skilled in the art.

In the preparation of compounds of the invention it may sometimes be necessary to protect a particular functionality while reacting other functional groups on an intermediate. The need for such protection will vary depending on the nature of the particular functional group and the conditions of the reaction step. Suitable amino protecting groups include acetyl, trifluoroacetyl, *tert*-butoxycarbonyl (Boc), benzyloxycarbonyl, and 9-fluorenylmethoxycarbonyl (Fmoc). Suitable hydroxy protecting groups include acetyl and silyl groups such as the *tert*-butyl dimethylsilyl group. For a general description of protecting groups and their use, see T. W. Greene and P. G. M. Wuts, *Protective Groups in Organic Synthesis*, John Wiley & Sons, New York, USA, 1991.

Conventional methods and techniques of separation and purification can be used to isolate compounds of the invention or pharmaceutically acceptable salts thereof, as well as various intermediates related thereto. Such techniques may include, for example, all types of chromatography (high performance liquid chromatography (HPLC), column chromatography using common absorbents such as silica gel, and thin layer chromatography, recrystallization, and differential (i.e., liquid-liquid) extraction techniques.

Compounds of the invention can be prepared according to Reaction Scheme I, where R, R₂, R₃, and n are as defined above. In step (1) of Reaction Scheme I, a benzyloxyaniline of Formula XV is treated with the condensation product generated from 2,2-dimethyl-1,3-dioxane-4,6-dione (Meldrum's acid) and triethyl orthoformate to provide an imine of Formula XVI. The reaction can be conveniently carried out by adding a

solution of a benzyloxyaniline of Formula XV to a heated mixture of Meldrum's acid and triethyl orthoformate and heating the reaction at an elevated temperature such as 45 °C.

In step (2) of Reaction Scheme I, an imine of Formula XVI undergoes thermolysis and cyclization to provide a benzyloxyquinolin-4-ol of Formula XVII. The reaction can
5 be conveniently carried out in a medium such as DOWTHERM A heat transfer fluid at a temperature in the range of 200 °C to 250 °C.

In step (3) of Reaction Scheme I, the benzyloxyquinolin-4-ol of Formula XVII is nitrated under conventional nitration conditions to provide a benzyloxy-3-nitroquinolin-4-ol of Formula XVIII. The reaction can be conveniently carried out by adding nitric acid to
10 the benzyloxyquinolin-4-ol of Formula XVII in a suitable solvent such as propionic acid and heating the mixture at an elevated temperature such as 125 °C.

In step (4) of Reaction Scheme I, a benzyloxy-3-nitroquinolin-4-ol of Formula XVIII is reduced to provide a 3-amino-benzyloxyquinolin-4-ol of Formula XIX or a salt thereof, such as the hydrochloride salt thereof. The reaction can be carried out by
15 hydrogenation using a heterogeneous hydrogenation catalyst such as platinum on carbon. The hydrogenation is conveniently carried out in a Parr apparatus in a suitable solvent such as *N,N*-dimethylformamide (DMF). The reaction can be carried out at room temperature.

In step (5) of Reaction Scheme I, a 3-amino benzyloxyquinolin-4-ol of Formula XIX is reacted with a carboxylic acid or an equivalent thereof to provide a compound of
20 Formula XX. Suitable equivalents to carboxylic acid include acid anhydrides and acid chlorides. The selection of the carboxylic acid equivalent is determined by the desired substituent at R₂. For example, the use of butyryl chloride provides a compound in which R₂ is a propyl group; the use of ethoxyacetyl chloride provides a compound in which R₂ is an ethoxymethyl group. The reaction can be conveniently carried out by adding the acid
25 chloride to a solution of a 3-aminobenzyloxyquinolin-4-ol of Formula XIX in a suitable solvent such as dichloromethane or acetonitrile in the presence of a tertiary amine such as triethylamine, pyridine, or 4-dimethylaminopyridine (DMAP) to afford an amide. The reaction can be carried out at or below room temperature. The amide of Formula XX can
30 optionally be isolated and purified.

In step (6) of Reaction Scheme I, an amide of Formula XX is reacted with phosphorus pentasulfide to provide a benzyloxy[1,3]thiazolo[4,5-*c*]quinoline of Formula

XXI. The reaction can be carried out by adding phosphorus pentasulfide to a solution or suspension of a compound of Formula XX in a suitable solvent such as pyridine and heating the resulting mixture at an elevated temperature, for example, the reflux temperature of the solvent.

5 In step (7) of Reaction Scheme I, a benzyloxy[1,3]thiazolo[4,5-*c*]quinoline of Formula XXI is oxidized to provide a benzyloxy[1,3]thiazolo[4,5-*c*]quinoline-5*N*-oxide of Formula XXII using a conventional oxidizing agent capable of forming *N*-oxides. The reaction can be conveniently carried out by adding 3-chloroperoxybenzoic acid to a solution of a compound of Formula XXI in a solvent such dichloromethane or chloroform.
10 The reaction can be carried out at room temperature.

 In step (8) of Reaction Scheme I, a benzyloxy[1,3]thiazolo[4,5-*c*]quinoline-5*N*-oxide of Formula XXII is aminated to provide a benzyloxy[1,3]thiazolo[4,5-*c*]quinolin-4-amine of Formula XXIII. Step (8) can be carried out by the activation of an *N*-oxide of Formula XXII by conversion to an ester and then reacting the ester with an aminating
15 agent. Suitable activating agents include alkyl- or arylsulfonyl chlorides such as benzenesulfonyl chloride, methanesulfonyl chloride, or *p*-toluenesulfonyl chloride. Suitable aminating agents include ammonia, in the form of ammonium hydroxide, for example, and ammonium salts such as ammonium carbonate, ammonium bicarbonate, and ammonium phosphate. The reaction can be conveniently carried out by adding
20 ammonium hydroxide followed by *p*-toluenesulfonyl chloride to a solution of the *N*-oxide of Formula XXII in a suitable solvent such as 1,2-dichloroethane at elevated temperature, for example 65 °C. The reaction may also be carried out by adding ammonium hydroxide and *p*-toluenesulfonyl chloride to the reaction mixture from step (7) without isolating the *N*-oxide of Formula XXII.

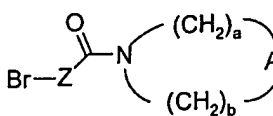
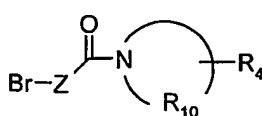
25 Alternatively step (8) can be carried out by the reaction of a benzyloxy[1,3]thiazolo[4,5-*c*]quinoline-5*N*-oxide of Formula XXII with trichloroacetyl isocyanate followed by hydrolysis of the resulting intermediate to provide a benzyloxy[1,3]thiazolo[4,5-*c*]quinolin-4-amine of Formula XXIII. The reaction can be conveniently carried out in two steps by (i) adding trichloroacetyl isocyanate to a solution
30 of the *N*-oxide of Formula XXII in a solvent such as dichloromethane and stirring at room temperature to provide an isolable amide intermediate. In step (ii), a solution of the

intermediate in methanol is treated with a base such as sodium methoxide or ammonium hydroxide at room temperature.

In step (9) of Reaction Scheme I, the benzyl group of a benzyloxy[1,3]thiazolo[4,5-*c*]quinolin-4-amine of Formula XXIII is cleaved to provide a [1,3]thiazolo[4,5-*c*]quinolinol of Formula XXIV. The cleavage is conveniently carried out with an acid such as hydrogen bromide in a suitable solvent such as acetic acid at an elevated temperature, such as 65 °C. Alternatively, the cleavage may be carried out on a Parr apparatus under hydrogenolysis conditions using a suitable heterogeneous catalyst such as palladium on carbon in a solvent such as ethanol.

In step (10) of Reaction Scheme I, a [1,3]thiazolo[4,5-*c*]quinolinol of Formula XXIV is converted to an ether-substituted [1,3]thiazolo[4,5-*c*]quinolin-4-amine of Formula II using a Williamson-type ether synthesis. The reaction is effected by treating a [1,3]thiazolo[4,5-*c*]quinolinol of Formula XXIV with an alkyl halide of Formula Halide-R₃ in the presence of a base. The reaction can be conveniently carried out by combining the alkyl halide with a [1,3]thiazolo[4,5-*c*]quinolinol of Formula XXIV in a solvent such as DMF in the presence of a suitable base such as cesium carbonate. The reaction can be carried out at ambient temperature or at an elevated temperature, for example 60 °C to 85 °C. Alternatively, the reaction can be carried out by treating a solution of a [1,3]thiazolo[4,5-*c*]quinolinol of Formula XXIV in a solvent such as DMF with sodium hydride and then adding a reagent of Formula Halide-R₃.

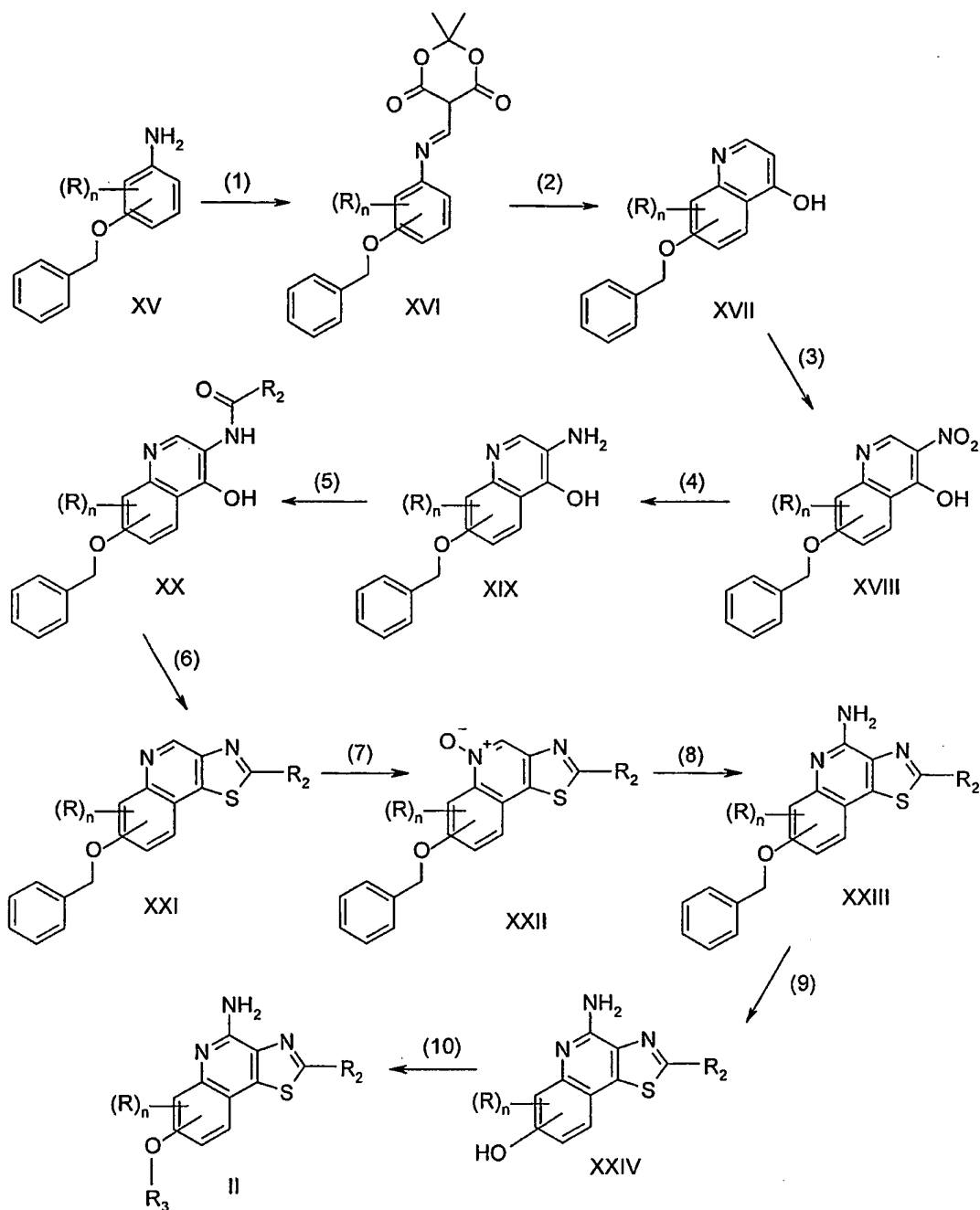
Numerous reagents of Formulas Halide-Z-Y-R₄ and Halide-Z-Het, wherein Z, Y, R₄, and Het are as defined above, are commercially available. These include, for example, bromo-substituted ketones such as 2-bromoacetophenone and 2-bromo-1-(3-thienyl)-1-ethanone, bromo-substituted esters such as ethyl bromoacetate, and bromoalkyl-substituted heterocycles such as 2-(bromomethyl)tetrahydro-2*H*-pyran. Other reagents of Formulas Halide-Z-Y-R₄, Halide-Z-R₅, Halide-Z-Y-X-Y-R₄, and Halide-Z-Het, wherein Z, Y, X, R₄, R₅, and Het are as defined above, can be prepared using conventional synthetic methods; for example, a bromo-substituted acid halide of Formula ClC(O)-Z-Br or BrC(O)-Z-Br can be treated with a secondary amine in a suitable solvent such as dichloromethane to provide a variety of bromo-substituted amides of Formula

$\text{Br-Z-C(O)-N(R}_8\text{)-R}_4$, , or , wherein R₈, R₁₀, A, a, and b are as defined above. The reaction can be run at a sub-ambient temperature such as -25 °C.

Dimers of Formula II, wherein R₃ is -Z-O-R₄, wherein Z is selected from the group consisting of alkylene, alkenylene, and alkynylene wherein alkylene, alkenylene, and alkynylene can be optionally interrupted with one or more -O- groups, and R₄ is a [1,3]thiazolo[4,5-c]quinoline optionally substituted as defined in R₄ above, can be prepared in step (10) of Reaction Scheme I if half an equivalent of a dialkyl halide of Formula Halide-Z-Halide is used, and the reaction can be carried out according to the conditions described above.

Step (10) of Reaction Scheme I can alternatively be carried out by treating a [1,3]thiazolo[4,5-c]quinolinol of Formula XXIV with an alcohol of Formula HO-R₃ under Mitsunobu reaction conditions. Numerous alcohols of Formulas HO-Z-Y-R₄, HO-Z-R₅, and HO-Z-Het are commercially available, such as, for example, 1-(2-hydroxyethyl)pyrrolidin-2-one, 1-(3-hydroxypropyl)pyrrolidin-2-one, 3-(methylthio)propan-1-ol, and 3-hydroxytetrahydrofuran; other alcohols of Formula HO-R₃ can be prepared using conventional synthetic methods. The reaction can be conveniently carried out by adding triphenylphosphine and an alcohol of Formula HO-R₃ to a solution of a [1,3]thiazolo[4,5-c]quinolinol of Formula XXIV in a suitable solvent such as tetrahydrofuran and then slowly adding diisopropyl azodicarboxylate or diethyl azodicarboxylate. The reaction can be carried out at or below room temperature, for example, at 0 °C.

Reaction Scheme I



Compounds of the invention can be prepared according to Reaction Scheme II, where R, R₂, R₃, and n are as defined above. In step (1) of Reaction Scheme II, the benzyl group of a benzyloxy[1,3]thiazolo[4,5-c]quinoline of Formula XXI is cleaved to provide a

[1,3]thiazolo[4,5-*c*]quinolinol of Formula XXV. The reaction can be carried out as described in step (9) of Reaction Scheme I.

In step (2) of Reaction Scheme II, a [1,3]thiazolo[4,5-*c*]quinolinol of Formula XXV is converted to an ether-substituted [1,3]thiazolo[4,5-*c*]quinoline of Formula XII.

5 The reaction can be carried out using one of the methods described in step (10) of Reaction Scheme I.

In steps (3) and (4) of Reaction Scheme II, an ether-substituted [1,3]thiazolo[4,5-*c*]quinoline of Formula XII is oxidized to afford a [1,3]thiazolo[4,5-*c*]quinoline-5*N*-oxide of Formula XXVI, which is aminated to provide a [1,3]thiazolo[4,5-*c*]quinolin-4-amine of
10 Formula II. Steps (3) and (4) can be carried out as described in steps (7) and (8), respectively, of Reaction Scheme I.

Synthetic transformations can be made at R₂ in compounds of Formulas XXI, XXIII, XXIV, XXV, XII, or II, shown in Reaction Scheme I or II, if, for example, the carboxylic acid or equivalent thereof used in step (5) of Reaction Scheme I contains a
15 protected hydroxy or amino group. Some acid chlorides of this type, for example acetoxyacetyl chloride, are commercially available. Others can be prepared by known synthetic methods. A protected hydroxy or amino group thus installed at R₂ can then be deprotected by a variety of methods well-known to one of skill in the art. For example, an acetate group, installed by using acetoxyacetyl chloride as the carboxylic acid equivalent
20 in step (5) of Reaction Scheme I, is readily hydrolyzed under basic conditions to provide a hydroxy group. The resulting hydroxy group can then be oxidized to an aldehyde or carboxylic acid or converted to a leaving group such as, for example, a chloro group using thionyl chloride or a trifluoromethanesulfonate group using trifluoromethanesulfonic anhydride. The resulting leaving group can then be displaced by a variety of nucleophiles.
25 Sodium azide can be used as the nucleophile to install an azide group, which can then be reduced to an amino group using heterogeneous hydrogenation conditions. The amino group can then be converted to an amide, sulfonamide, sulfamide, or urea using one of the many methods described below in step (7) of Reaction Scheme IV. A leaving group at R₂, such as a chloro or trifluoromethanesulfonate group, can also be displaced with a
30 secondary amine, a substituted phenol, or a mercaptan under the conditions described below in step (2) of Reaction Scheme VI to provide a variety of compounds. For other

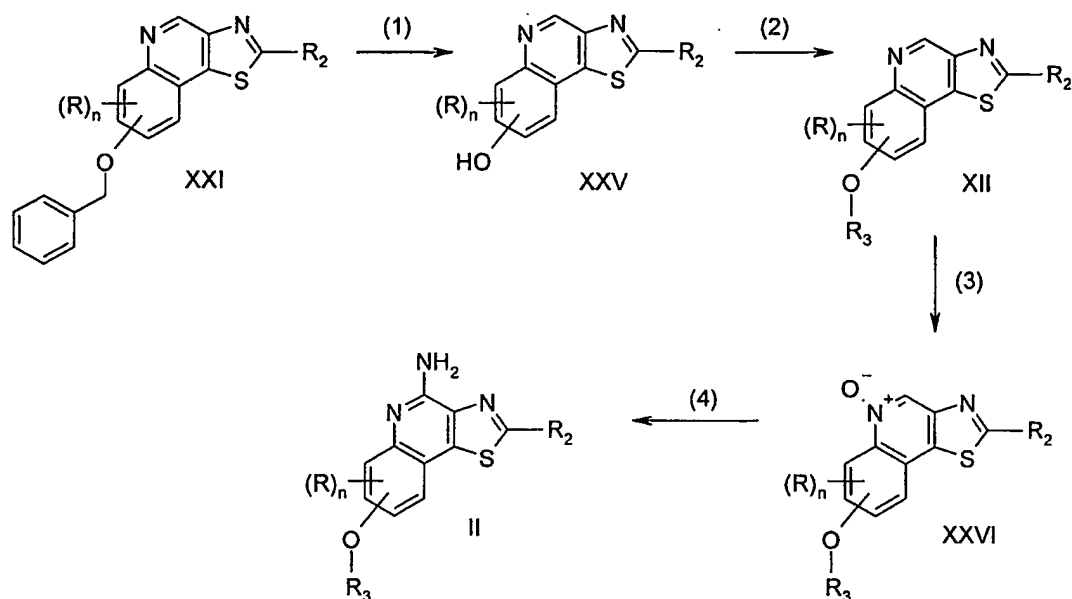
examples of the installation of a variety of R₂ groups, see U.S. Patent No. 6,110,929 (Gerster et al.).

5 A hydroxyalkylenyl group can also be introduced at R₂ by the demethylation of a methoxyalkylenyl group, which can be installed by using a methoxy-substituted carboxylic acid equivalent, for example, methoxyacetyl chloride and 2-methoxypropionyl chloride, in step (5) of Reaction Scheme I. The demethylation can be carried out by treating a compound of Formula II wherein R₂ is a methoxyalkylenyl group with boron tribromide in a suitable solvent such as dichloromethane at a sub-ambient temperature such as 0 °C.

10 Synthetic elaborations can also be carried out at the R₃ group in compounds prepared in either Reaction Scheme I or II. For example, an R₃ group in a compound of Formula XII may contain a -S- functional group, which can be oxidized to -S(O)₂- in step (3) of Reaction Scheme II using an excess of the oxidizing agent. Step (4) of Reaction Scheme II may then be carried out to provide a compound of Formula II, wherein R₃ contains a -S(O)₂- functional group. In another example, an R₃ group in a compound of Formula II may be -Z-Y-R₄, wherein Y is -C(O)-. A ketone of this formula can then be converted to an oxime by adding an aqueous solution of a hydroxylamine salt of formula NH₂OR₈•HCl to a solution of the ketone in a suitable solvent such as methanol or ethanol and then adding a base such as sodium hydroxide and heating at an elevated temperature to provide a compound of the invention, wherein R₃ is -Z-Y-R₄ where Y is -C(=N-OR₈)-, and R₄ and R₈ are as defined above. The oxime so prepared may be reduced with sodium cyanoborohydride in a mixture of ethanol or methanol in acetic acid to provide a hydroxylamine, which may be treated with one of numerous acid chlorides, sulfonyl chloride, isocyanates, carbamoyl chloride, or sulfamoyl chlorides using one of the methods described in step (7) of Reaction Scheme IV below to provide a compound of the invention wherein R₃ is -Z-Y-R₄ where Y is -CH(-N-(OR₈)-Q-R₄)-, and Q, R₄, and R₈ are as defined above.

15
20
25

Reaction Scheme II

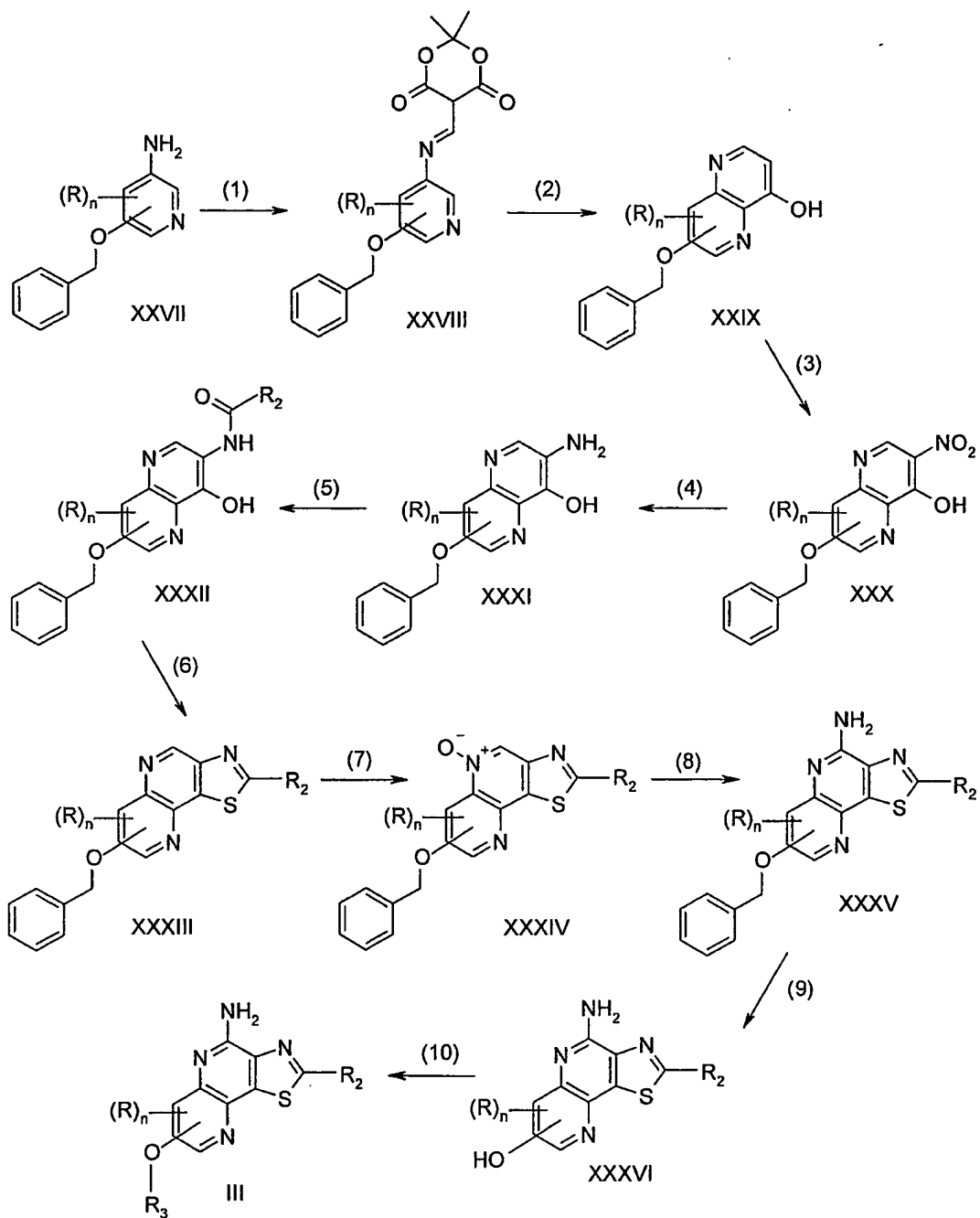


5 Compounds of the invention can be prepared according to Reaction Scheme III where R , R_2 , R_3 , and n are as defined above. Reaction Scheme III is analogous to Reaction Scheme I, with a benzyloxypyridine of Formula XXVII used as the starting material in Reaction Scheme III instead of a benzyloxylaniline of Formula XV.

10 Benzyloxypyridines of Formula XXVII can be prepared using conventional synthetic methods; see for example, Holladay et al., *Biorg. Med. Chem. Lett.*, 8, pp. 2797-2802, (1998). Isomers of the compounds of Formula XXVII and Formula XXIX, wherein N is at a different position in the pyridine ring, can also be synthesized and can be used in Reaction Scheme III to prepare compounds of the invention. Steps (1) through (10) of Reaction Scheme III can be run using the same conditions described in steps (1) through

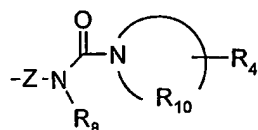
15 (10) of Reaction Scheme I.

Reaction Scheme III

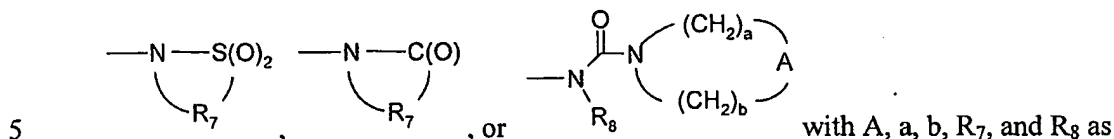


For some embodiments, compounds of the invention can be prepared according to
 5 Reaction Scheme IV, where R , R_2 , R_8 , and n are defined as above; Z is selected from the

group consisting of alkylene, alkenylene, and alkynylene wherein alkylene, alkenylene, and alkynylene can be optionally interrupted with one or more -O- groups; and R_{3a} is -Z-N(R₈)-Q-R₄ or



with R₈, R₁₀, Q, and R₄ as defined above; -Z-R₅, wherein R₅ is



defined above; or -Z-[N(R₈)-Q]-X-O-R₄ or -Z-[N(R₈)-Q]-X-[V-N(R₈)]-X-O-R₄, wherein X and V are as defined above, and R₄ is a [1,3]thiazolo[4,5-c]quinoline optionally substituted as defined in R₄ above.

In step (1) of Reaction Scheme IV, the amine of an amino alcohol of Formula XXXVII is protected with a *tert*-butoxy carbonyl (Boc) group to provide a hydroxyalkylcarbamate of Formula XXXVIII. Numerous amino alcohols of Formula XXXVII are commercially available; others can be prepared using known synthetic methods. The reaction can be conveniently carried out by treating the amino alcohol of Formula XXXVII with di-*tert*-butyl dicarbonate optionally in the presence of a base such as aqueous sodium hydroxide. The reaction can be run at room temperature in a suitable solvent such as tetrahydrofuran or dichloromethane.

10

15

In step (2) of Reaction Scheme IV, a hydroxyalkylcarbamate of Formula XXXVIII is converted to an iodoalkylcarbamate of Formula XXXIX using conventional methods. The reaction can be conveniently carried out by treating the hydroxyalkylcarbamate of Formula XXXVIII with a solution of iodine, triphenylphosphine, and imidazole. The reaction can be run at room temperature in a suitable solvent such as dichloromethane or solvent mixture such as diethyl ether/acetonitrile.

20

In step (3) of Reaction Scheme IV, a [1,3]thiazolo[4,5-c]quinolinol of Formula XXV is treated with an iodoalkylcarbamate of Formula XXXIX to provide an ether-substituted [1,3]thiazolo[4,5-c]quinoline of Formula XL. The reaction can be carried out according to the Williamson conditions described in step (10) of Reaction Scheme I.

25

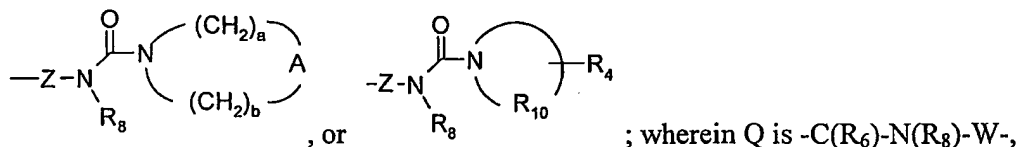
In steps (4) and (5) of Reaction Scheme IV, a [1,3]thiazolo[4,5-c]quinoline of Formula XL is oxidized to a [1,3]thiazolo[4,5-c]quinoline-5*N*-oxide of Formula XLI,

which is aminated to provide a [1,3]thiazolo[4,5-*c*]quinolin-4-amine of Formula XLII, which is a subgenus Formulas I and II. Steps (4) and (5) of Reaction Scheme IV can be carried out as described for steps (7) and (8), respectively, of Reaction Scheme I. In step (5), the preferred conditions for amination are the activation of an *N*-oxide of Formula XLI by conversion to an ester and then reacting the ester with an aminating agent. Step (5) is conveniently carried out by adding ammonium hydroxide to a solution of the *N*-oxide of Formula XLI in a suitable solvent such as 1,2-dichloroethane and then adding *p*-toluenesulfonyl chloride and stirring at an elevated temperature such as 65 °C.

In step (6) of Reaction Scheme IV, the Boc protecting group of a [1,3]thiazolo[4,5-*c*]quinolin-4-amine of Formula XLII is removed to provide an amino-substituted [1,3]thiazolo[4,5-*c*]quinolin-4-amine of Formula XLIII, which is a subgenus of Formulas I and II. The reaction can be conveniently carried out by adding a solution of hydrochloric acid in ethanol to a [1,3]thiazolo[4,5-*c*]quinolin-4-amine of Formula XLII. The reaction can be carried out at an elevated temperature, for example, the reflux temperature of the solvent.

In step (7) of Reaction Scheme IV, an amino-substituted [1,3]thiazolo[4,5-*c*]quinolin-4-amine of Formula XLIII is converted to a [1,3]thiazolo[4,5-*c*]quinolinyl compound of Formula IIa, a subgenus of Formulas I and II, using conventional methods. For example, an amino-substituted [1,3]thiazolo[4,5-*c*]quinolin-4-amine of Formula XLIII can react with an acid chloride of Formula $R_4C(O)Cl$ to provide a compound of Formula IIa in which R_{3a} is $-Z-N(R_8)-C(O)-R_4$. In addition, a [1,3]thiazolo[4,5-*c*]quinolin-4-amine of Formula XLIII can react with sulfonyl chloride of Formula $R_4S(O)_2Cl$ or a sulfonic anhydride of Formula $(R_4S(O)_2)_2O$ to provide a compound of Formula IIa in which R_{3a} is $-Z-N(R_8)-S(O)_2-R_4$. Numerous acid chlorides of Formula $R_4C(O)Cl$, sulfonyl chlorides of Formula $R_4S(O)_2Cl$, and sulfonic anhydrides of Formula $(R_4S(O)_2)_2O$ are commercially available; others can be readily prepared using known synthetic methods. The reaction can be conveniently carried out by adding the acid chloride of Formula $R_4C(O)Cl$, sulfonyl chloride of Formula $R_4S(O)_2Cl$, or sulfonic anhydride of Formula $(R_4S(O)_2)_2O$ to a solution of the amino-substituted [1,3]thiazolo[4,5-*c*]quinolin-4-amine of Formula XLIII in a suitable solvent such as chloroform, dichloromethane, *N,N*-dimethylacetamide (DMA), or 1-methyl-2-pyrrolidinone. Optionally a base such as triethylamine, pyridine, or *N,N*-diisopropylethylamine, or catalytic DMAP, or a combination thereof can be added.

to provide a compound of Formula IIa, where R_{3a} is $-Z-N(R_8)-Q-R_4$,



where R_6 , R_8 , and W are defined as above.

Sulfamides of Formula IIa, where R_{3a} is $-Z-N(R_8)-S(O)_2-N(R_8)-R_4$ can be prepared
 5 by reacting a compound of Formula XLIII with sulfuryl chloride to generate a sulfamoyl
 chloride in situ, and then reacting the sulfamoyl chloride with an amine of Formula
 $HN(R_8)R_4$. Alternatively, sulfamides of Formula IIa can be prepared by reacting a
 compound of Formula XLIII with a sulfamoyl chloride of Formula $R_4(R_8)N-S(O)_2Cl$.
 Many amines of Formula $HN(R_8)R_4$ and some sulfamoyl chlorides of Formula
 10 $R_4(R_8)N-S(O)_2Cl$ are commercially available; others can be prepared using known
 synthetic methods.

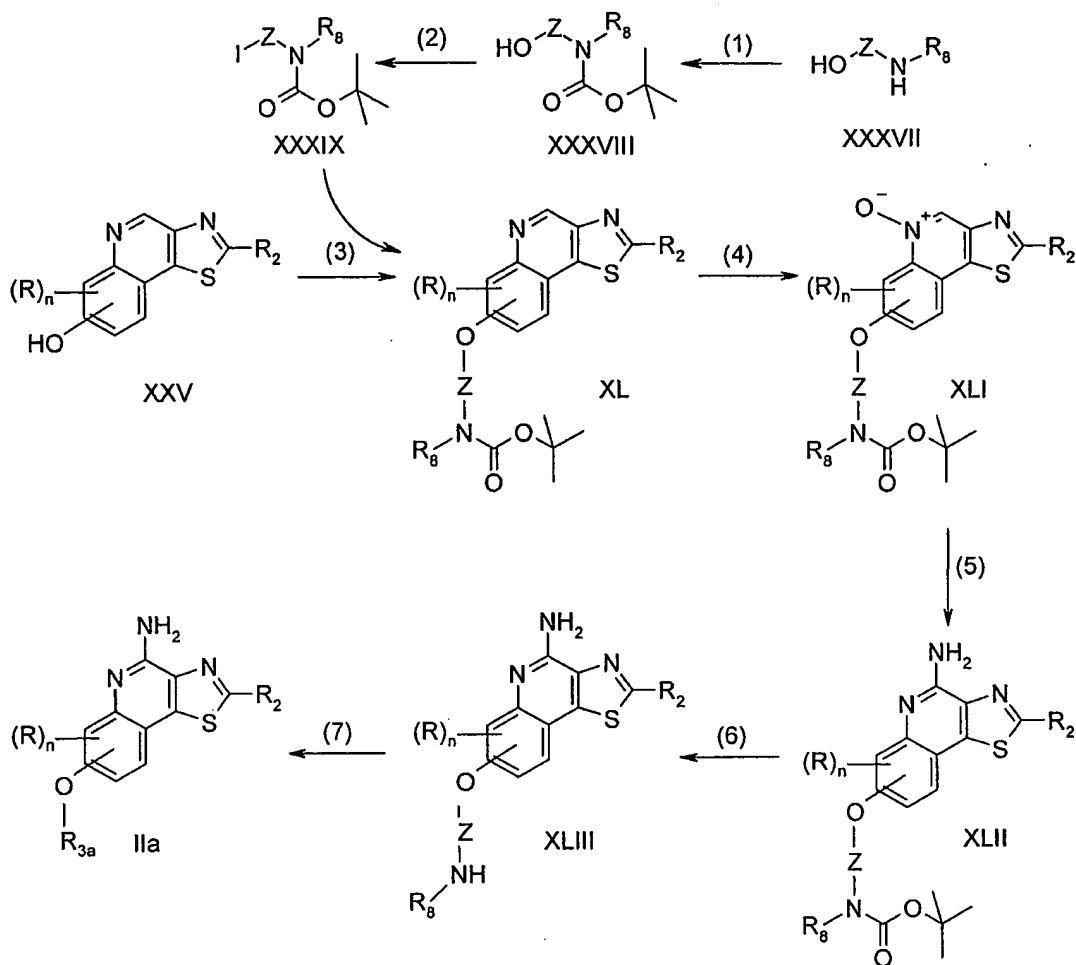
Compounds of Formula IIa, wherein R_{3a} is $-Z-N(R_8)-R_4$ can be prepared by
 reductive alkylation of the amino-substituted [1,3]thiazolo[4,5-*c*]quinolin-4-amine of
 Formula XLIII, wherein R_8 is hydrogen. The alkylation is conveniently carried out in two
 15 parts by (i) adding an aldehyde or ketone to a solution of an amino-substituted
 [1,3]thiazolo[4,5-*c*]quinolin-4-amine of Formula XLIII or a salt thereof in a suitable
 solvent such as DMF in the presence of a base such as *N,N*-diisopropylethylamine. In part
 (ii) the reduction is carried out by adding a suitable reducing agent such as the borane-
 pyridine complex. Both part (i) and part (ii) can be carried out at room temperature. In
 20 compounds of Formula XLIII, wherein R_8 is hydrogen, it is convenient to carry out the
 reductive alkylation followed by reaction with an acid chloride, sulfonyl chloride, sulfonic
 anhydride, isocyanate, or carbamoyl chloride as described above to provide a compound
 of Formula IIa, wherein R_{3a} is $-Z-N(R_8)-Q-R_4$, wherein Z , R_4 , R_8 , and Q are as defined
 above.

Dimers of Formula IIa, wherein R_{3a} is $-Z-[N(R_8)-Q]-X-[V-N(R_8)]-X-O-R_4$,
 wherein X and R_8 are as defined above, Q is selected from the group consisting of
 $-C(R_6)-$, $-S(O)_2-$, $-C(R_6)-N(R_8)-$, V is selected from the group consisting of $-C(R_6)-$,
 $-N(R_8)-C(R_6)-$, and $-S(O)_2-$, and R_4 is a [1,3]thiazolo[4,5-*c*]quinoline optionally substituted
 as defined in R_4 above, can be prepared by treating an amino-substituted [1,3]thiazolo[4,5-*c*]-
 30 *c*]quinolin-4-amine of Formula XLIII or a salt thereof with a diacid chloride, a disulfonyl

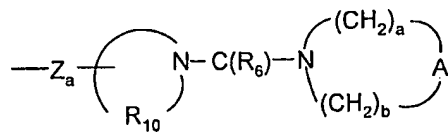
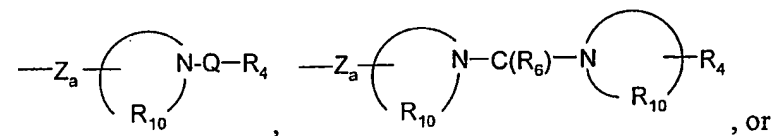
chloride, or a diisocyanate according to the reaction conditions described above for the reactions with acid chlorides, sulfonyl chlorides, and isocyanates. Numerous diacid chlorides, disulfonyl chlorides, and diisocyanates are commercially available. These include but are not limited to aliphatic compounds such as fumaryl chloride, succinyl
5 chloride, glutaryl chloride, sebacoyl chloride, 2,2'-oxydiacetyl chloride, 1,4-butanedisulfonyl chloride, 1,4-diisocyanatobutane, hexamethylene diisocyanate, and 1,12-diisocyanatododecane; aromatic compounds such as 1,2-benzenedisulfonyl chloride, 1,3-benzenedisulfonyl chloride, 1,4-phenylene diisocyanate, 1,5-naphthalenediisocyanate, phthaloyl chloride, and isophthaloyl chloride; cycloaliphatic compounds such as
10 dicyclohexylmethane-4,4'-diisocyanate, *trans*-1,4-cyclohexane diisocyanate, and 1,3-bis(isocyanatomethyl)cyclohexane; heteroaryl compounds such as 2,6-pyridinedicarbonyl chloride; and compounds such as 4,4'-benzoyl chloride, 4,4'-methylene-bis(benzenesulfonyl) chloride, *m*-xylene diisocyanate, 4,4'-diphenylmethane diisocyanate.

Dimers of Formula IIa, wherein R_{3a} is $-Z-[N(R_8)-C(O)-N(R_8)]-X-O-R_4$, wherein X
15 is as defined above, and R_4 is a [1,3]thiazolo[4,5-c]quinoline optionally substituted as defined in R_4 above, can be prepared by treating an amino-substituted [1,3]thiazolo[4,5-c]quinolin-4-amine of Formula XLIII or a salt thereof with carbonyldiimidazole in a suitable solvent such as DMF at an elevated temperature such as 75 °C.

Reaction Scheme IV



5 Compounds of the invention can be prepared according to Reaction Scheme V, where R, R₂, R₁₀, and n are as defined above; Z_a is selected from the group consisting of a bond, alkylene, alkenylene, and alkynylene wherein alkylene, alkenylene, and alkynylene can be optionally interrupted with one or more -O- groups; R_{3b} is



10

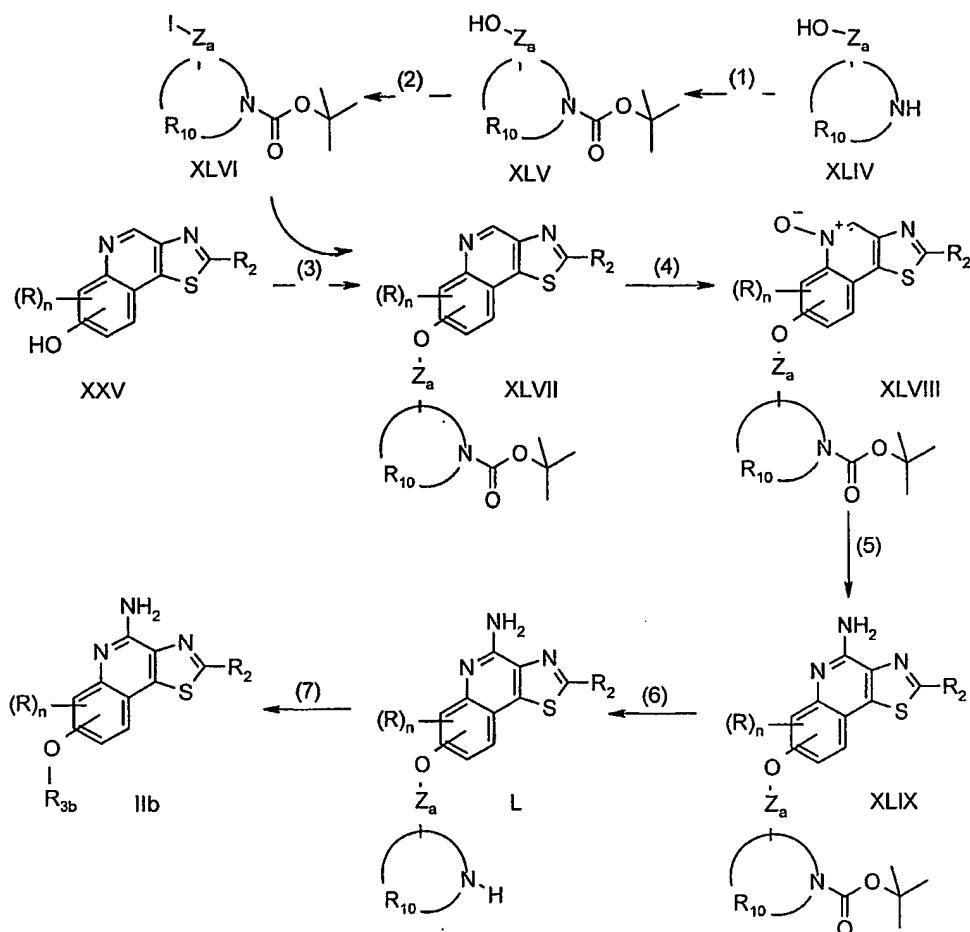
, wherein R₄, R₆, R₁₀, A, Q, a, and b are as defined

above. Steps (1) through (7) of Reaction Scheme V can be run as described in steps (1) through (7) of Reaction Scheme IV to provide compounds of Formula IIb, a subgenus of Formulas I and II.

5 Alternatively, a compound of Formula XLV can react with a [1,3]thiazolo[4,5-
c]quinolinol of Formula XXV under the Mitsunobu reaction conditions described in step
(10) of Reaction Scheme I. For example, combining a [1,3]thiazolo[4,5-*c*]quinolinol of
Formula XXV, triphenylphosphine, and *tert*-butyl 4-hydroxy-1-piperidinecarboxylate in
THF at 5 °C or room temperature and slowly adding diisopropyl azodicarboxylate
provides a compound of Formula XLVII wherein Z_a is a bond and R₁₀ is pentylene.

10 The oxidation in step (4) of Reaction Scheme V can be carried out according to the
reaction conditions described in step (7) of Reaction Scheme I or by heating a solution of a
compound of Formula XLVII in a suitable solvent such as ethyl acetate with peracetic acid
at a temperature such as 50 °C and then adding sodium metabisulfate.

Reaction Scheme V



Compounds of the invention can also be prepared according to Reaction Scheme VI, wherein R, R₂, and n are as defined above; Z is selected from the group consisting of alkylene, alkenylene, and alkynylene wherein alkylene, alkenylene, and alkynylene can be optionally interrupted with one or more -O- groups; and R_{3c} is -Z-Het, -Z-Het'-R₄, or -Z-Het'-Y-R₄, wherein Het or Het' is attached to Z at a nitrogen atom.

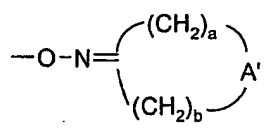
In step (1) of Reaction Scheme VI, a [1,3]thiazolo[4,5-*c*]quinolinol of Formula XXIV is treated with a dihalide of Formula I-Z-Cl or Br-Z-Cl using the Williamson conditions described in step (10) of Reaction Scheme I to provide a chloro-substituted compound of Formula X.

In step (2) of Reaction Scheme VI, a chloro-substituted compound of Formula X is treated with a cyclic secondary amine to provide a compound of Formula IIc, a subgenus

of Formulas I and II. Many cyclic secondary amines are commercially available, such as unsubstituted or substituted pyrrolidines, piperidines, morpholines, and piperazines; others can be prepared using conventional methods. The reaction can be conveniently carried out by adding a cyclic secondary amine to a compound of Formula X in a suitable solvent
5 such as DMF. The reaction can be conveniently carried out in the presence of a base such as potassium carbonate at an elevated temperature such as 65 °C.

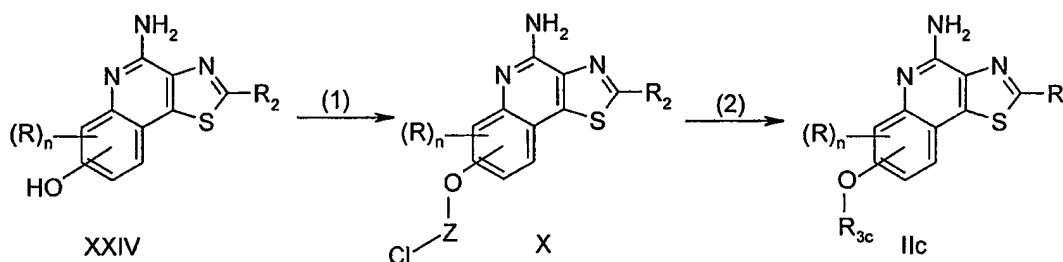
Compounds of Formula IIc are also prepared from [1,3]thiazolo[4,5-*c*]quinolinols of Formula XXV, shown in Reaction Scheme II. A [1,3]thiazolo[4,5-*c*]quinolinol of Formula XXV is first treated with a dihalide of Formula I-Z-Cl or Br-Z-Cl according to
10 step (1) of Reaction Scheme V. The product is then oxidized and aminated according to the methods described in steps (7) and (8) of Reaction Scheme I to provide a compound of Formula X, which is then treated with a cyclic secondary amine as described in step (2) of Reaction Scheme VI to provide a compound of Formula IIc.

A compound of Formula X is also a useful starting material to provide a number of
15 other compounds of the invention. For example, a compound of Formula X can be treated with a non-cyclic secondary amine or a mercaptan under the conditions described in step (2) above to provide a compound in which R_{3c} is -Z-Y-R₄, wherein R₄ is as defined above and Y is -N(R₈)-Q- or -S-, wherein Q is a bond and R₈ is as defined above. In another example, a compound of Formula X can be treated under the same conditions with a
20 substituted phenol to provide a compound wherein R_{3c} is -Z-Y-X-Y-R₄, in which the Y bonded to Z is -O-, X is phenylene, and R₄ and the Y bonded to R₄ are as defined above or a compound wherein R_{3c} is -Z-Y-R₄, in which Y is -O-, and R₄ is phenyl that is optionally substituted. In yet another example, a compound of Formula X can be treated with *N*-hydroxyphthalimide in the presence of a base, such as triethylamine, in a suitable solvent
25 such as DMF at ambient temperature. The phthalimide group can then be removed from the resulting *N*-phthalimide-protected hydroxylamine by treatment with hydrazine at ambient temperature in a suitable solvent such as ethanol. The resulting hydroxylamine can then be treated with one of numerous commercially available aldehydes or ketones in a suitable solvent such as methanol to provide a compound of Formula IIc wherein R_{3c} is
30 -Z-Y-R₄ or -Z-R₅, where Y is -O-N=C(R₄)-, R₅ is



, and R_4 , a , b , and A' are as defined above. Alternatively, the hydroxylamine prepared after the hydrazine deprotection may be treated with one of numerous acid chlorides, sulfonyl chloride, isocyanates, carbamoyl chloride, or sulfamoyl chlorides using one of the methods described in step (7) of Reaction Scheme IV to provide a compound Formula IIc wherein R_{3c} is $-Z-Y-R_4$ where Y is $-O-NH-Q-$, and Q and R_4 are as defined above.

Reaction Scheme VI



10

Compounds of the invention can also be prepared using variations of the synthetic routes shown in Reaction Schemes I through VI that would be apparent to one of skill in the art. For example, the synthetic route shown in Reaction Scheme IV for the preparation of quinolines having a R_{3a} substituent can be used to prepare [1,5]naphthyridines having a R_{3a} substituent by using a [1,3]thiazolo[4,5-*c*][1,5]naphthyridinol in lieu of the [1,3]thiazolo[4,5-*c*]quinolinol. Similarly, the synthetic routes shown in Reaction Schemes V and VII can be carried out using a [1,3]thiazolo[4,5-*c*][1,5]naphthyridinol instead of a [1,3]thiazolo[4,5-*c*]quinolinol as a starting material. Compounds of the invention can also be prepared using the synthetic routes described in the EXAMPLES below.

20

Prodrugs can be prepared in a variety of ways. For example, a compound wherein R_3 or R_2 is $-X-OH$ (e.g. hydroxyalkyl) can be converted into a prodrug wherein R_3 or R_2 is, for example, $-X-O-C(R_6)-R_4$, $-X-O-C(R_6)-O-R_4$, or $-X-O-C(R_6)-N(R_8)-R_4$, wherein X , R_4 , R_6 , and R_8 are as defined above, using methods known to one skilled in the art. In addition, a compound wherein R is hydroxy may also be converted to an ester, an ether, a carbonate, or a carbamate. For any of these compounds containing an alcohol functional group, a prodrug can be formed by the replacement of the hydrogen atom of the alcohol

25

group with a group such as C₁₋₆ alkanoyloxymethyl, 1-(C₁₋₆ alkanoyloxy)ethyl, 1-methyl-1-(C₁₋₆ alkanoyloxy)ethyl, C₁₋₆ alkoxy-carbonyloxymethyl, *N*-(C₁₋₆ alkoxy-carbonyl)aminomethyl, succinoyl, C₁₋₆ alkanoyl, α -aminoC₁₋₄ alkanoyl, arylacyl, -P(O)(OH)₂, -P(O)(O-C₁₋₆ alkyl)₂, C₁₋₆ alkoxy-carbonyl, C₁₋₆ alkyl-carbamoyl, and
5 α -aminoacyl or α -aminoacyl- α -aminoacyl, where each α -aminoacyl group is independently selected from racemic, D-, and L-amino acids. For compounds containing an alcohol functional group, particularly useful prodrugs are esters made from carboxylic acids containing one to six carbon atoms, unsubstituted or substituted benzoic acid esters, or esters made from amino acids. The reaction conditions described above in step (7) of
10 Reaction Scheme IV can be used.

Prodrugs can also be made from a compound containing an amino group by conversion of the amino group to a functional group such as an amide, carbamate, urea, amidine, or another hydrolyzable group using conventional methods. A prodrug of this type can be made by the replacement of a hydrogen atom in an amino group, particularly
15 the amino group at the 4-position, with a group such as -C(O)-R', α -aminoacyl, α -aminoacyl- α -aminoacyl, -C(O)-O-R', -C(O)-N(R''')-R', -C(=NY')-R', -CH(OH)-C(O)-OY₁, -CH(OC₁₋₄ alkyl)Y₀, -CH₂Y₂, or -CH(CH₃)Y₂; wherein R' and R''' are each independently C₁₋₁₀ alkyl, C₃₋₇ cycloalkyl, phenyl, or benzyl, each of which may be unsubstituted or substituted by one or more substituents independently selected from
20 the group consisting of halogen, hydroxy, nitro, cyano, carboxy, C₁₋₆ alkyl, C₁₋₄ alkoxy, aryl, heteroaryl, arylC₁₋₄ alkylenyl, heteroarylC₁₋₄ alkylenyl, haloC₁₋₄ alkyl, haloC₁₋₄ alkoxy, -O-C(O)-CH₃, -C(O)-O-CH₃, -C(O)-NH₂, -O-CH₂-C(O)-NH₂, -NH₂, and -S(O)₂-NH₂, with the proviso that R''' can also be hydrogen; each α -aminoacyl group is independently selected from racemic, D-, and L-amino acids; Y₁ is hydrogen, C₁₋₆ alkyl, or benzyl; Y₀ is C₁₋₆ alkyl, carboxyC₁₋₆ alkylenyl, aminoC₁₋₄ alkylenyl, mono-*N*-C₁₋₆ alkylaminoC₁₋₄ alkylenyl, or di-*N,N*-C₁₋₆ alkylaminoC₁₋₄ alkylenyl; and Y₂ is mono-*N*-C₁₋₆ alkylamino, di-*N,N*-C₁₋₆ alkylamino, morpholin-4-yl, piperidin-1-yl, pyrrolidin-1-yl, or 4-C₁₋₄ alkylpiperazin-1-yl. For compounds containing an amine functional group,
25 particularly useful prodrugs are amides derived from carboxylic acids containing one to ten carbon atoms, amides derived from racemic, D-, or L-amino acids, and carbamates containing one to ten carbon atoms. The reaction can be carried out, for example, by combining a compound of Formula I, II, III, IV, V, or VI with a chloroformate or acid
30

chloride, such as ethyl chloroformate or acetyl chloride, in the presence of a base such as triethylamine in a suitable solvent such as dichloromethane at room temperature.

Pharmaceutical Compositions and Biological Activity

5 Pharmaceutical compositions of the invention contain a therapeutically effective amount of a compound or salt described above in combination with a pharmaceutically acceptable carrier.

 The terms "a therapeutically effective amount" and "effective amount" mean an amount of the compound or salt sufficient to induce a therapeutic or prophylactic effect, such as cytokine induction, immunomodulation, antitumor activity, and/or antiviral activity. The exact amount of compound or salt used in a pharmaceutical composition of the invention will vary according to factors known to those of skill in the art, such as the physical and chemical nature of the compound or salt, the nature of the carrier, and the intended dosing regimen.

15 In some embodiments, the compositions of the invention will contain sufficient active ingredient or prodrug to provide a dose of about 100 nanograms per kilogram (ng/kg) to about 50 milligrams per kilogram (mg/kg), preferably about 10 micrograms per kilogram ($\mu\text{g}/\text{kg}$) to about 5 mg/kg, of the compound or salt to the subject.

 In other embodiments, the compositions of the invention will contain sufficient active ingredient or prodrug to provide a dose of, for example, from about 0.01 mg/m² to about 5.0 mg/m², computed according to the Dubois method, in which the body surface area of a subject (m²) is computed using the subject's body weight: $m^2 = (\text{wt kg}^{0.425} \times \text{height cm}^{0.725}) \times 0.007184$, although in some embodiments the methods may be performed by administering a compound or salt or composition in a dose outside this range. In some of these embodiments, the method includes administering sufficient compound to provide a dose of from about 0.1 mg/m² to about 2.0 mg/m² to the subject, for example, a dose of from about 0.4 mg/m² to about 1.2 mg/m².

 A variety of dosage forms may be used, such as tablets, lozenges, capsules, parenteral formulations, syrups, creams, ointments, aerosol formulations, transdermal patches, transmucosal patches and the like. These dosage forms can be prepared with conventional pharmaceutically acceptable carriers and additives using conventional

methods, which generally include the step of bringing the active ingredient into association with the carrier.

The compounds or salts of the invention can be administered as the single therapeutic agent in the treatment regimen, or the compounds or salts described herein
5 may be administered in combination with one another or with other active agents, including additional immune response modifiers, antivirals, antibiotics, antibodies, proteins, peptides, oligonucleotides, etc.

Compounds or salts of the invention have been shown to induce the production of certain cytokines in experiments performed according to the tests set forth below. These
10 results indicate that the compounds or salts are useful for modulating the immune response in a number of different ways, rendering them useful in the treatment of a variety of disorders.

Cytokines whose production may be induced by the administration of compounds or salts of the invention generally include interferon- α (IFN- α) and tumor necrosis factor- α
15 (TNF- α) as well as certain interleukins (IL). Cytokines whose biosynthesis may be induced by compounds or salts of the invention include IFN- α , TNF- α , IL-1, IL-6, IL-10 and IL-12, and a variety of other cytokines. Among other effects, these and other cytokines can inhibit virus production and tumor cell growth, making the compounds or salts useful in the treatment of viral diseases and neoplastic diseases. Accordingly, the
20 invention provides a method of inducing cytokine biosynthesis in an animal comprising administering an effective amount of a compound or salt of the invention to the animal. The animal to which the compound or salt is administered for induction of cytokine biosynthesis may have a disease as described *infra*, for example a viral disease or a neoplastic disease, and administration of the compound or salt may provide therapeutic
25 treatment. Alternatively, the compound or salt may be administered to the animal prior to the animal acquiring the disease so that administration of the compound or salt may provide a prophylactic treatment.

In addition to the ability to induce the production of cytokines, compounds or salts described herein can affect other aspects of the innate immune response. For example,
30 natural killer cell activity may be stimulated, an effect that may be due to cytokine induction. The compounds or salts may also activate macrophages, which in turn

stimulate secretion of nitric oxide and the production of additional cytokines. Further, the compounds or salts may cause proliferation and differentiation of B-lymphocytes.

Compounds or salts described herein can also have an effect on the acquired immune response. For example, the production of the T helper type 1 (T_H1) cytokine IFN- γ may be induced indirectly and the production of the T helper type 2 (T_H2) cytokines IL-4, IL-5 and IL-13 may be inhibited upon administration of the compounds or salts.

Whether for prophylaxis or therapeutic treatment of a disease, and whether for effecting innate or acquired immunity, the compound or salt or composition may be administered alone or in combination with one or more active components as in, for example, a vaccine adjuvant. When administered with other components, the compound or salt or composition and other component or components may be administered separately; together but independently such as in a solution; or together and associated with one another such as (a) covalently linked or (b) non-covalently associated, e.g., in a colloidal suspension.

Conditions for which compounds or salts or compositions identified herein may be used as treatments include, but are not limited to:

(a) viral diseases such as, for example, diseases resulting from infection by an adenovirus, a herpesvirus (e.g., HSV-I, HSV-II, CMV, or VZV), a poxvirus (e.g., an orthopoxvirus such as variola or vaccinia, or molluscum contagiosum), a picornavirus (e.g., rhinovirus or enterovirus), an orthomyxovirus (e.g., influenzavirus), a paramyxovirus (e.g., parainfluenzavirus, mumps virus, measles virus, and respiratory syncytial virus (RSV)), a coronavirus (e.g., SARS), a papovavirus (e.g., papillomaviruses, such as those that cause genital warts, common warts, or plantar warts), a hepadnavirus (e.g., hepatitis B virus), a flavivirus (e.g., hepatitis C virus or Dengue virus), or a retrovirus (e.g., a lentivirus such as HIV);

(b) bacterial diseases such as, for example, diseases resulting from infection by bacteria of, for example, the genus Escherichia, Enterobacter, Salmonella, Staphylococcus, Shigella, Listeria, Aerobacter, Helicobacter, Klebsiella, Proteus, Pseudomonas, Streptococcus, Chlamydia, Mycoplasma, Pneumococcus, Neisseria, Clostridium, Bacillus, Corynebacterium, Mycobacterium, Campylobacter, Vibrio, Serratia, Providencia, Chromobacterium, Brucella, Yersinia, Haemophilus, or Bordetella;

(c) other infectious diseases, such as chlamydia, fungal diseases including but not limited to candidiasis, aspergillosis, histoplasmosis, cryptococcal meningitis, or parasitic diseases including but not limited to malaria, pneumocystis carinii pneumonia, leishmaniasis, cryptosporidiosis, toxoplasmosis, and trypanosome infection;

5 (d) neoplastic diseases, such as intraepithelial neoplasias, cervical dysplasia, actinic keratosis, basal cell carcinoma, squamous cell carcinoma, renal cell carcinoma, Kaposi's sarcoma, melanoma, leukemias including but not limited to acute myeloid leukemia, acute lymphocytic leukemia, chronic myeloid leukemia, chronic lymphocytic leukemia, multiple myeloma, Hodgkin's lymphoma, non-Hodgkin's lymphoma, cutaneous
10 T-cell lymphoma, B-cell lymphoma, and hairy cell leukemia, and other cancers;

(e) T_H2-mediated, atopic diseases, such as atopic dermatitis or eczema, eosinophilia, asthma, allergy, allergic rhinitis, and Ommen's syndrome;

(f) certain autoimmune diseases such as systemic lupus erythematosus, essential thrombocythaemia, multiple sclerosis, discoid lupus, alopecia areata; and

15 (g) diseases associated with wound repair such as, for example, inhibition of keloid formation and other types of scarring (e.g., enhancing wound healing, including chronic wounds).

Additionally, a compound or salt identified herein may be useful as a vaccine adjuvant for use in conjunction with any material that raises either humoral and/or cell
20 mediated immune response, such as, for example, live viral, bacterial, or parasitic immunogens; inactivated viral, tumor-derived, protozoal, organism-derived, fungal, or bacterial immunogens; toxoids; toxins; self-antigens; polysaccharides; proteins; glycoproteins; peptides; cellular vaccines; DNA vaccines; autologous vaccines; recombinant proteins; and the like, for use in connection with, for example, BCG, cholera,
25 plague, typhoid, hepatitis A, hepatitis B, hepatitis C, influenza A, influenza B, parainfluenza, polio, rabies, measles, mumps, rubella, yellow fever, tetanus, diphtheria, hemophilus influenza b, tuberculosis, meningococcal and pneumococcal vaccines, adenovirus, HIV, chicken pox, cytomegalovirus, dengue, feline leukemia, fowl plague, HSV-1 and HSV-2, hog cholera, Japanese encephalitis, respiratory syncytial virus,
30 rotavirus, papilloma virus, yellow fever, and Alzheimer's Disease.

Compounds or salts identified herein may be particularly helpful in individuals having compromised immune function. For example, compounds or salts may be used for

treating the opportunistic infections and tumors that occur after suppression of cell mediated immunity in, for example, transplant patients, cancer patients and HIV patients.

Thus, one or more of the above diseases or types of diseases, for example, a viral disease or a neoplastic disease may be treated in an animal in need thereof (having the disease) by administering a therapeutically effective amount of a compound or salt of the invention to the animal.

An animal may also be vaccinated by administering an effective amount of a compound or salt described herein, as a vaccine adjuvant. In one embodiment, there is provided a method of vaccinating an animal comprising administering an effective amount of a compound or salt described herein to the animal as a vaccine adjuvant.

An amount of a compound or salt effective to induce cytokine biosynthesis is an amount sufficient to cause one or more cell types, such as monocytes, macrophages, dendritic cells and B-cells to produce an amount of one or more cytokines such as, for example, IFN- α , TNF- α , IL-1, IL-6, IL-10 and IL-12 that is increased (induced) over a background level of such cytokines. The precise amount will vary according to factors known in the art but is expected to be a dose of about 100 ng/kg to about 50 mg/kg, preferably about 10 μ g/kg to about 5 mg/kg. In other embodiments, the amount is expected to be a dose of, for example, from about 0.01 mg/m² to about 5.0 mg/m², (computed according to the Dubois method as described above) although in some embodiments the induction or inhibition of cytokine biosynthesis may be performed by administering a compound or salt in a dose outside this range. In some of these embodiments, the method includes administering sufficient compound or salt or composition to provide a dose of from about 0.1 mg/m² to about 2.0 mg/m² to the subject, for example, a dose of from about 0.4 mg/m² to about 1.2 mg/m².

The invention also provides a method of treating a viral infection in an animal and a method of treating a neoplastic disease in an animal comprising administering an effective amount of a compound or salt of the invention to the animal. An amount effective to treat or inhibit a viral infection is an amount that will cause a reduction in one or more of the manifestations of viral infection, such as viral lesions, viral load, rate of virus production, and mortality as compared to untreated control animals. The precise amount that is effective for such treatment will vary according to factors known in the art but is expected to be a dose of about 100 ng/kg to about 50 mg/kg, preferably about 10

$\mu\text{g}/\text{kg}$ to about $5 \text{ mg}/\text{kg}$. An amount of a compound or salt effective to treat a neoplastic condition is an amount that will cause a reduction in tumor size or in the number of tumor foci. Again, the precise amount will vary according to factors known in the art but is expected to be a dose of about $100 \text{ ng}/\text{kg}$ to about $50 \text{ mg}/\text{kg}$, preferably about $10 \mu\text{g}/\text{kg}$ to about $5 \text{ mg}/\text{kg}$. In other embodiments, the amount is expected to be a dose of, for example, from about $0.01 \text{ mg}/\text{m}^2$ to about $5.0 \text{ mg}/\text{m}^2$, (computed according to the Dubois method as described above) although in some embodiments either of these methods may be performed by administering a compound or salt in a dose outside this range. In some of these embodiments, the method includes administering sufficient compound or salt to provide a dose of from about $0.1 \text{ mg}/\text{m}^2$ to about $2.0 \text{ mg}/\text{m}^2$ to the subject, for example, a dose of from about $0.4 \text{ mg}/\text{m}^2$ to about $1.2 \text{ mg}/\text{m}^2$.

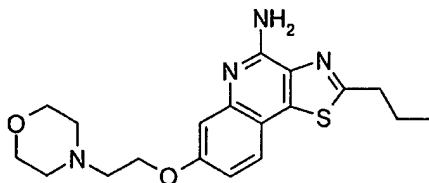
In addition to the formulations and uses described specifically herein, other formulations, uses, and administration devices suitable for compounds of the present invention are described in, for example, International Publication Nos. WO 03/077944 and WO 02/036592, U.S. Patent No. 6,245,776, and U.S. Publication Nos. 2003/0139364, 2003/185835, 2004/0258698, 2004/0265351, 2004/076633, and 2005/0009858.

Objects and advantages of this invention are further illustrated by the following examples, but the particular materials and amounts thereof recited in these examples, as well as other conditions and details, should not be construed to unduly limit this invention.

EXAMPLES

Example 1

7-(2-Morpholin-4-ylethoxy)-2-propyl[1,3]thiazolo[4,5-c]quinolin-4-amine



25

Part A

A mixture of triethyl orthoformate (92 milliliters (mL), 0.55 moles (mol)) and 2,2-dimethyl-[1,3]-dioxane-4,6-dione (75.3 grams (g), 0.522 mol) (Meldrum's acid) was heated at $55 \text{ }^\circ\text{C}$ for 90 minutes and then cooled to $45 \text{ }^\circ\text{C}$. A solution of 3-benzyloxyaniline

(100.2 g, 0.5029 mol) in methanol (200 mL) was slowly added to the reaction over a period 45 minutes while maintaining the reaction temperature below 50 °C. The reaction was then heated at 45 °C for one hour, allowed to cool to room temperature, and stirred overnight. The reaction mixture was cooled to 1 °C, and the product was isolated by filtration and washed with cold ethanol (approximately 400 mL) until the filtrate was colorless. 5-[[3-benzyloxy)phenylimino]methyl]-2,2-dimethyl-[1,3]-dioxane-4,6-dione (170.65 g) was isolated as a tan, powdery solid. ¹H NMR (300MHz, DMSO-*d*₆) δ 11.21 (d, *J* = 14.2 Hz, 1H), 8.61 (d, *J* = 14.2 Hz, 1H), 7.49-7.30 (m, 7H), 7.12 (dd, *J* = 8.1, 1.96 Hz, 1H), 6.91 (dd, *J* = 8.4, 2.1 Hz, 1H), 5.16 (s, 2H), 1.68 (s, 6H).

10 Part B

A mixture of 5-[[3-benzyloxy)phenylimino]methyl]-2,2-dimethyl-[1,3]-dioxane-4,6-dione (170.65 g, 0.483 mol) and DOWTHERM A (800 mL) heat transfer fluid was heated to 100 °C and then slowly added to a flask containing DOWTHERM A (1.3 liters (L), heated at 210 °C) heat transfer fluid over a period of 40 minutes. During the addition, the reaction temperature was not allowed to fall below 207 °C. Following the addition, the reaction was stirred at 210 °C for one hour, and then allowed to cool to ambient temperature. A precipitate formed, which was isolated by filtration, washed sequentially with diethyl ether (1.7 L) and acetone (0.5 L), and dried in an oven to provide 76.5 g of 7-benzyloxyquinolin-4-ol as a tan powder. ¹H NMR (300MHz, DMSO-*d*₆) δ 11.53 (s, 1H), 7.99 (dd, *J* = 2.4, 7.4 Hz, 1H), 7.79 (d, *J* = 7.4 Hz, 1H), 7.50-7.32 (m, 5H), 7.00 (s, 1H), 6.98 (dd, *J* = 2.5, 7.4 Hz, 1H), 5.93 (d, *J* = 7.5Hz, 1H), 5.20 (s, 2H).

20

Part C

A mixture of 7-benzyloxyquinolin-4-ol (71.47 g, 0.2844 mol) and propionic acid (700 mL) was heated to 125 °C with vigorous stirring. Nitric acid (23.11 mL of 16 molar (M)) was slowly added over a period of 30 minutes while maintaining the reaction temperature between 121 °C and 125 °C. After the addition, the reaction was stirred at 125 °C for one hour then allowed to cool to room temperature. The resulting solid was isolated by filtration, washed with water, and dried in an oven for 1.5 days to provide 69.13 g of 7-benzyloxy-3-nitroquinolin-4-ol as a grayish powder. ¹H NMR (300MHz, DMSO-*d*₆) δ 12.77 (s, 1H), 9.12 (s, 1H), 8.17 (dd, *J* = 3.3, 6.3Hz, 1H), 7.51-7.33 (m, 5H), 7.21-7.17 (m, 2H), 5.25 (s, 2H). Material from a separate run was used in the next step.

30

Part D

A mixture of 7-benzyloxy-3-nitroquinolin-4-ol (10.67 g, 36.0 millimoles (mmol)) and 5% platinum on carbon (1.05 g) in *N,N*-dimethylformamide (DMF) (110 mL) was hydrogenated on a Parr apparatus. The mixture was filtered through CELITE filter agent. The CELITE filter agent was rinsed with DMF (20 mL). The filtrate was cooled in an ice bath and acidified with hydrogen chloride gas, resulting in the formation of a reddish-brown solid. The solid was isolated by filtration, washed with acetone, and dried in a vacuum oven at 60 °C to provide 8.17 g of 3-amino-7-benzyloxyquinolin-4-ol hydrochloride as a tan solid.

10 Part E

To a solution of the crude 3-amino-7-benzyloxyquinolin-4-ol hydrochloride (8.03 g, 26.5 mmol) prepared in Part D and triethylamine (7.40 mL, 53 mmol) in dichloromethane at 0 °C was added butyryl chloride (2.75 mL, 26.5 mmol) dropwise. The solution was stirred at 0 °C for ten minutes, and then the cooling bath was removed. A solid formed that was isolated by filtration and washed with a small amount of dichloromethane. The solid was triturated with water (75 mL) and was isolated by filtration. The solid was rinsed sequentially with water and diethyl ether and dried at 60 °C in a vacuum oven to provide 8.03 g of *N*-(7-benzyloxy-4-hydroxyquinolin-3-yl)butyramide, containing a small amount of triethylamine hydrochloride as determined by proton nuclear magnetic resonance spectroscopy (¹H NMR) analysis.

20

Part F

Under a nitrogen atmosphere, a mixture of the *N*-(7-benzyloxy-4-hydroxyquinolin-3-yl)butyramide prepared in Part E (2.97 g, 8.83 mmol), phosphorus pentasulfide (1.96 g, 4.41 mmol), and pyridine was heated to reflux. The resulting solution was cooled and the excess phosphorus pentasulfide was quenched slowly with 10% aqueous sodium carbonate (10 mL). The reaction mixture was partitioned between water (40 mL) and dichloromethane (100 mL). The organic layer was washed with 0.1 M aqueous hydrochloric acid (50 mL), dried over magnesium sulfate, filtered and concentrated under reduced pressure to yield a brownish-yellow solid. The solid was recrystallized from heptane (40 mL, hot filtration). The crystals were isolated by filtration and washed with cold heptane to provide 1.74 g of 7-benzyloxy-2-propyl[1,3]thiazolo[4,5-*c*]quinoline as a light yellow solid.

30

Part G

To a solution of 7-benzyloxy-2-propyl[1,3]thiazolo[4,5-*c*]quinoline (4.89 g, 14.6 mmol) in dichloromethane (75 mL) at room temperature was added 3-chloroperoxybenzoic acid (mCPBA) (5.82 g of 65% purity, 21.93 mmol) in portions.

5 After one hour of stirring, the mixture was washed with 10% aqueous sodium carbonate (2 x 50 mL). The combined washings were extracted with dichloromethane (50 mL), and the combined organic fractions were washed with water (75 mL), dried over magnesium sulfate, filtered, concentrated under reduced pressure, and dried under high vacuum to yield 4.93 g of 7-benzyloxy-5-oxido-2-propyl[1,3]thiazolo[4,5-*c*]quinoline as a light
10 yellow solid.

Part H

To a light orange solution of 7-benzyloxy-5-oxido-2-propyl[1,3]thiazolo[4,5-*c*]quinoline (4.93 g, 14.1 mmol) in dichloromethane (100 mL) at 0 °C was added trichloroacetyl isocyanate (2.00 mL, 16.9 mmol). The solution was allowed to warm to
15 room temperature and was stirred for 20 hours. The solution was concentrated under reduced pressure, and the residue, *N*-(7-benzyloxy-2-propyl[1,3]thiazolo[4,5-*c*]quinolin-4-yl)-2,2,2-trichloroacetamide, was used without further manipulation in the next step.

Part I

To a stirred mixture of *N*-(7-benzyloxy-2-propyl[1,3]thiazolo[4,5-*c*]quinolin-4-yl)-
20 2,2,2-trichloroacetamide (6.96 g, 14.9 mmol) in methanol (100 mL) at room temperature was added sodium methoxide (11.3 mL of a 25 weight % solution in methanol, 52.1 mmol). After a few minutes a solution formed from which a solid precipitated. The reaction mixture was concentrated under reduced pressure and further dried under vacuum. The resulting solid was suspended in a minimal amount of methanol (50 mL)
25 and was isolated by filtration. The solid was washed with methanol to provide 3.93 g of 7-benzyloxy-2-propyl[1,3]thiazolo[4,5-*c*]quinolin-4-amine as a light yellow solid, mp 175-178 °C. ¹H NMR (300 MHz, *d*₆-DMSO) δ 7.67 (d, *J* = 8.7 Hz, 1H), 7.49-7.29 (m, 5H), 7.10 (d, *J* = 2.5 Hz, 1H), 6.96 (dd, *J* = 8.7, 2.5 Hz, 1H), 6.84 (s, 2H), 5.20 (s, 2H), 3.09 (t, *J* = 7.8 Hz, 2H), 1.84 (sextet, *J* = 7.2 Hz, 2H), 0.99 (t, *J* = 7.5 Hz, 3H); ¹³C NMR (75
30 MHz, *d*₆-DMSO) δ 169.1, 158.9, 152.4, 146.5, 139.4, 137.0, 136.0, 128.4, 127.8, 127.6, 125.7, 113.3, 113.2, 107.8, 69.3, 35.1, 22.8, 13.5; MS (APCI) *m/z* 350.0 (M + H⁺).

Part J

Under a nitrogen atmosphere, a solution of hydrogen bromide in acetic acid (50 mL of 30% weight/weight (w/w)) was added to 7-benzyloxy-2-propyl[1,3]thiazolo[4,5-*c*]quinolin-4-amine (3.55 g, 10.2 mmol), and the reaction was heated at 65 °C for 30
5 minutes and then cooled to approximately 0 °C. Aqueous sodium hydroxide (50% w/w) was added slowly to adjust the reaction mixture to pH 7. A light yellow solid formed, which was isolated by filtration and air-dried to provide 4-amino-2-propyl[1,3]thiazolo[4,5-*c*]quinolin-7-ol acetic acid salt.

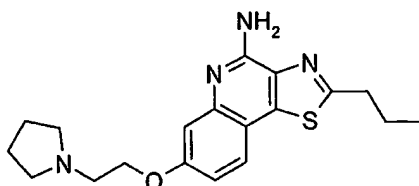
Part K

10 Under a nitrogen atmosphere, cesium carbonate (6.29 g, 19.3 mmol) was added to a suspension of the material from Part J (3.86 mmol) in DMF (20 mL), and the reaction mixture was heated at 75 °C for 30 minutes. 4-(2-Chloroethyl)morpholine hydrochloride (0.90 g, 4.8 mmol) was then added, and the mixture was stirred at 75 °C overnight. The solvent was then removed under reduced pressure at 65 °C. The resulting solid was
15 partitioned between dichloromethane (100 mL) and water (100 mL). The organic layer was washed sequentially with water (50 mL) and brine (50 mL), dried over magnesium sulfate, filtered, and concentrated under reduced pressure. The resulting dark brown solid was purified by column chromatography using a HORIZON HPFC system (an automated, modular high-performance flash purification product available from Biotage, Inc,
20 Charlottesville, Virginia, USA) (silica cartridge, eluting with 0 to 30% 80:18:2 chloroform/methanol/concentrated ammonium hydroxide (CMA) in chloroform) to provide 0.48 g of a light yellow solid after drying under high vacuum. The solid was recrystallized from *tert*-butyl methyl ether (30 mL, hot filtration), and the crystals were washed with cold *tert*-butyl methyl ether and dried in a vacuum oven at 60 °C to provide
25 0.32 g of 7-(2-morpholin-4-ylethoxy)-2-propyl[1,3]thiazolo[4,5-*c*]quinolin-4-amine as light yellow needles, mp 122-125 °C. ¹H NMR (500 MHz, d₆-DMSO) δ 7.65 (d, *J* = 8.5, 1H), 7.03 (d, *J* = 2.5, 1H), 6.90 (dd, *J* = 8.5, 2.5, 1H), 6.79 (s, 2H), 4.17 (t, *J* = 5.6, 2H), 3.58 (t, *J* = 4.8, 4H), 3.11 (t, *J* = 7.6, 2H), 2.72 (t, *J* = 5.6, 2H), 2.48 (m, 4H), 1.84 (sextet, *J* = 7.5, 2H), 1.00 (t, *J* = 7.5, 3H); ¹³C NMR (125 Hz, d₆-DMSO) δ 169.0, 159.0,
30 152.3, 146.5, 139.3, 136.0, 125.7, 113.1, 113.0, 107.3, 66.1, 65.4, 57.0, 53.6, 35.1, 22.7, 13.4;

Anal. calcd for $C_{19}H_{24}N_4O_2S$: C, 61.27; H, 6.49; N, 15.04. Found: C, 61.24; H, 6.54; N, 14.94.

Example 2

5 2-Propyl-7-(2-pyrrolidin-1-ylethoxy)[1,3]thiazolo[4,5-*c*]quinolin-4-amine

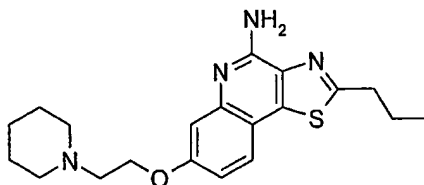


The method described in Part K of Example 1 was used to treat the material from Part J of Example 1 (5.40 mmol) in DMF (25 mL) with cesium carbonate (11.00 g, 33.75 mmol) and 1-(2-chloroethyl)pyrrolidine hydrochloride (1.15 g, 6.75 mmol) with the
 10 modification that the reaction was carried out at 70 °C instead of 75 °C. The purification methods described in Part K of Example 1 were used to provide 0.33 g of 2-propyl-7-(2-pyrrolidin-1-ylethoxy)[1,3]thiazolo[4,5-*c*]quinolin-4-amine as light yellow needles, mp 124-127 °C. 1H NMR (500 MHz, $CDCl_3$) δ 7.59 (d, $J = 8.8$, 1H), 7.17 (d, $J = 2.2$, 1H), 6.98 (dd, $J = 8.9$, 2.5, 1H), 5.51 (s, 2H), 4.22 (t, $J = 5.7$, 2H), 3.09 (t, $J = 7.6$, 2H) 2.95 (t, $J = 6.0$, 2H), 2.63 (m, 4H), 1.93 (sextet, $J = 7.5$, 2H), 1.80 (m, 4H), 1.07 (t, $J = 7.2$, 3H); ^{13}C
 15 NMR (125 Hz, $CDCl_3$) δ 169.7, 159.8, 151.8, 146.2, 140.7, 136.4, 125.6, 115.0, 114.3, 107.5, 67.2, 55.1, 54.7, 36.0, 23.5, 23.2, 13.7;
 Anal. calcd for $C_{19}H_{24}N_4OS$: C, 64.02; H, 6.79; N, 15.72. Found: C, 63.85; H, 6.65; N, 15.64.

20

Example 3

7-(2-Piperidin-1-ylethoxy)-2-propyl[1,3]thiazolo[4,5-*c*]quinolin-4-amine



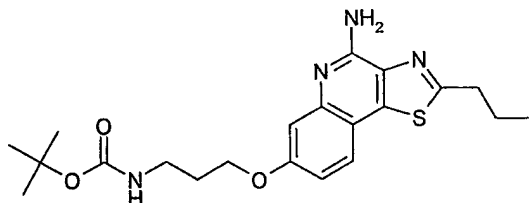
The method described in Part K of Example 1 were used to treat the material from Part J of Example 1 (5.67 mmol) in DMF (25 mL) with cesium carbonate (9.24 g, 28.4 mmol) and 1-(2-chloroethyl)piperidine hydrochloride (1.30 g, 7.09 mmol) with the
 25

modification that the reaction was carried out at 70 °C instead of 75 °C. The purification methods described in Part K of Example 1 were used, with the modification that chromatographic purification was carried out eluting with 0 to 35% CMA in chloroform, to provide 0.41 g of 7-(2-piperidin-1-ylethoxy)-2-propyl[1,3]thiazolo[4,5-*c*]quinolin-4-amine as light yellow needles, mp 141-143 °C. ¹H NMR (500 MHz, d₆-DMSO) δ 7.65 (d, *J* = 8.9, 1H), 7.03 (d, *J* = 2.5, 1H), 6.89 (dd, *J* = 8.9, 2.2, 1H), 6.79 (s, 2H), 4.14 (t, *J* = 6.0, 2H), 3.10 (t, *J* = 7.5, 2H), 2.67 (t, *J* = 6.0, 2H), 2.43 (m, 4H), 1.84 (sextet, *J* = 7.5, 2H), 1.49 (quin, *J* = 4.6, 4H), 1.36 (m 2H), 1.00 (t, *J* = 7.6, 3H); ¹³C NMR (125 Hz, d₆-DMSO) δ 169.0, 159.1, 152.4, 146.5, 139.4, 136.0, 125.7, 113.1, 113.0, 107.3, 65.7, 57.3, 54.4, 35.1, 25.6, 23.9, 22.7, 13.4;

Anal. calcd for C₂₀H₂₆N₄OS: C, 64.83; H, 7.07; N, 15.12. Found: C, 64.52; H, 7.37; N, 14.80.

Example 4

tert-Butyl 3-[(4-amino-2-propyl[1,3]thiazolo[4,5-*c*]quinolin-7-yl)oxy]propylcarbamate



Part A

A solution of 3-amino-1-propanol (14.88 g, 0.1981 mol) in dichloromethane (130 mL) was cooled to approximately 0 °C, and a solution of di-*tert*-butyl dicarbonate (46.70 g, 0.2140 mol) in dichloromethane (100 mL) was added dropwise over a period of 45 minutes. Upon the completion of the addition, the resulting solution was washed sequentially with aqueous sodium carbonate (2 x 100 mL of 2 M), acetic acid (2 x 50 mL of 5% w/w), and brine (75 mL); dried over magnesium sulfate; filtered; and concentrated under reduced pressure to provide 39.02 g of *tert*-butyl 3-hydroxypropylcarbamate as a colorless oil containing some *tert*-butanol.

Part B

A mixture of *tert*-butyl 3-hydroxypropylcarbamate (19.36 g, 110.5 mmol), triphenylphosphine (34.76 g, 132.6 mmol), imidazole (10.53 g, 154.7 mmol), diethyl ether

(500 mL), and acetonitrile (150 mL) was cooled to approximately 0 °C, and iodine (36.45 g, 143.6 mmol) was added in one portion. The reaction mixture was allowed to warm to room temperature slowly and stirred overnight. A precipitate formed, which was removed by filtration and washed with a small amount of diethyl ether. The filtrate was washed sequentially with water (2 x 500 mL), saturated aqueous sodium thiosulfate (2 x 250 mL), water (250 mL), and brine (250 mL); dried over magnesium sulfate; filtered; and concentrated under reduced pressure to provide a mixture of a yellow oil and a white solid. The mixture was diluted with heptane (50 mL) and filtered to remove the solid, which was washed with heptane (50 mL). The filtrate was concentrated under reduced pressure to provide an oil that was diluted with heptane (50 mL) and filtered to remove a solid, which was washed with heptane (50 mL). The filtrate was concentrated under reduced pressure to provide 22.60 g of *tert*-butyl 3-iodopropylcarbamate as a yellow oil containing about 9 mol% triphenylphosphine oxide as determined by ¹H NMR.

Part C

To 7-benzyloxy-2-propyl[1,3]thiazolo[4,5-*c*]quinoline (prepared as described in Part F of Example 1, 4.52 g, 13.5 mmol) was added hydrogen bromide (40 mL of a 45 wt.% solution in acetic acid). The resulting solution was heated at 65 °C for 1.5 hours and then cooled in an ice bath. Aqueous sodium hydroxide (50% w/w solution) was added slowly to adjust the solution to pH 7, and a light yellow solid formed. The solid was isolated by filtration, dried, and then suspended in boiling ethanol (25 mL) for 5 minutes. The mixture was allowed to cool to room temperature, and a tan solid was isolated by filtration. The solid was washed with cold ethanol and dried in a vacuum oven to yield 2.69 g of 2-propyl[1,3]thiazolo[4,5-*c*]quinolin-7-ol. Material from a separate run was used in the next step.

Part D

Under a nitrogen atmosphere, cesium carbonate (10.13 g, 31.07 mmol) was added to a suspension of 2-propyl[1,3]thiazolo[4,5-*c*]quinolin-7-ol (5.06 g, 20.7 mmol) in DMF (110 mL), and the reaction mixture was heated at 65 °C. A solution of *tert*-butyl 3-iodopropylcarbamate (7.08 g, 24.8 mmol) in DMF (20 mL) was added dropwise with stirring. The reaction mixture was stirred at 65 °C overnight. The solvent was then removed under reduced pressure at 65 °C. The resulting solid was partitioned between dichloromethane (250 mL) and water (250 mL). The organic layer was washed

sequentially with saturated aqueous sodium thiosulfate (100 mL), water (100 mL), and brine (100 mL); dried over magnesium sulfate; filtered; and concentrated under reduced pressure. The resulting solid was purified by column chromatography on silica gel (eluting with 0 to 4% methanol in chloroform) to provide 5.36 g of *tert*-butyl 3-[(2-propyl[1,3]thiazolo[4,5-*c*]quinolin-7-yl)oxy]propylcarbamate as a light yellow solid.

5

Part E

The method described in Part G of Example 1 was used to treat *tert*-butyl 3-[(2-propyl[1,3]thiazolo[4,5-*c*]quinolin-7-yl)oxy]propylcarbamate (1.20 g, 2.99 mmol) with mCPBA (1.19 g of 65% pure material, 4.49 mmol) in dichloromethane (20 mL) with the modification that the reaction was stirred overnight. *tert*-Butyl 3-[(5-oxido-2-propyl[1,3]thiazolo[4,5-*c*]quinolin-7-yl)oxy]propylcarbamate (1.08 g) was obtained as a light yellow solid.

10

Part F

A solution of *tert*-butyl 3-[(5-oxido-2-propyl[1,3]thiazolo[4,5-*c*]quinolin-7-yl)oxy]propylcarbamate (1.08 g, 2.59 mmol) in 1,2-dichloroethane (25 mL) was heated in a sealed tube to 65 °C, and then ammonium hydroxide (5 mL of 30% solution) and *p*-toluenesulfonyl chloride (0.49 g, 2.8 mmol) were added. The reaction was heated at 65 °C for 24 hours and then diluted with dichloromethane (50 mL). The resulting mixture was washed with aqueous sodium carbonate (2 x 50 mL of 2 M), and the combined washings were extracted with dichloromethane (2 x 50 mL). The combined organic layers were washed sequentially with water (50 mL) and brine (50 mL), dried over magnesium sulfate, filtered, and concentrated under reduced pressure. The resulting light brown solid was purified by column chromatography using a HORIZON HPFC system (silica cartridge, eluting with 0 to 18% CMA in chloroform) to provide 0.72 g of a light yellow solid after drying under high vacuum. The solid was recrystallized from *tert*-butyl methyl ether (40 mL, hot filtration), and the crystals were washed with cold *tert*-butyl methyl ether and dried in a vacuum oven at 40 °C overnight to provide *tert*-butyl 3-[(4-amino-2-propyl[1,3]thiazolo[4,5-*c*]quinolin-7-yl)oxy]propylcarbamate as off-white needles, mp 146-149 °C. ¹H NMR (300 MHz, d₆-DMSO) δ 7.66 (d, *J* = 8.8, 1H), 7.01 (d, *J* = 2.5, 1H), 6.90 (t, *J* = 2.5, 1H), 6.88 (dd, *J* = 9.0, 2.5, 1H), 6.77 (s, 2H), 4.05 (t, *J* = 6.3, 2H), 3.11 (t, *J* = 7.2, 2H), 3.08 (t, *J* = 3.4, 2H), 1.90-1.78 (m, 4H), 1.36 (s, 9H), 1.00 (t, *J* = 7.5, 3H);

15

20

25

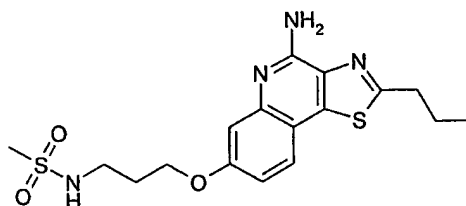
30

^{13}C NMR (75 MHz, d_6 -DMSO) δ 169.0, 159.2, 155.6, 152.3, 146.5, 139.4, 136.0, 126.6, 125.6, 113.1, 113.0, 107.2, 79.1, 77.5, 65.3, 36.9, 35.1, 29.2, 28.2, 22.8, 13.4;
Anal. calcd for $\text{C}_{21}\text{H}_{28}\text{N}_4\text{O}_3\text{S}$: C, 60.55; H, 6.78; N, 13.45. Found: C, 60.64; H, 6.82; N, 13.57.

5

Example 5

N-{3-[(4-Amino-2-propyl[1,3]thiazolo[4,5-*c*]quinolin-7-yl)oxy]propyl}methanesulfonamide



10 Part A

A solution of hydrogen chloride in ethanol (2 mL of 4.25 M) was added to a suspension of *tert*-butyl 3-[(4-amino-2-propyl[1,3]thiazolo[4,5-*c*]quinolin-7-yl)oxy]propylcarbamate (0.69 g, 1.66 mmol) in ethanol (15 mL), and the reaction was heated at 80 °C for 30 minutes, allowed to cool to room temperature, and stirred overnight.

15 The solvent was removed under reduced pressure, and dichloromethane (100 mL) was added. The resulting solution was washed with water (100 mL). The aqueous fraction was made basic with the addition of ammonium hydroxide, and the resulting solution was extracted with dichloromethane (2 x 50 mL). The organic fractions were combined, washed with brine (75 mL), dried over magnesium sulfate, filtered, and concentrated
20 under reduced pressure to provide 0.58 g of 7-(3-aminopropoxy)-2-propyl[1,3]thiazolo[4,5-*c*]quinolin-4-amine containing some impurities.

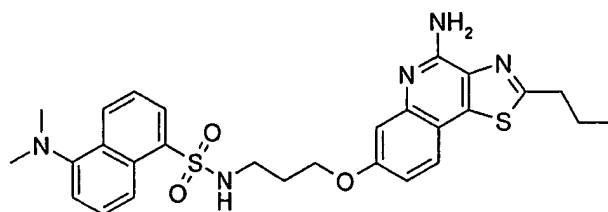
Part B

Under a nitrogen atmosphere, a suspension of the material from Part A and triethylamine (0.51 mL, 3.7 mmol) in dichloromethane (25 mL) was cooled to
25 approximately 0 °C. Methanesulfonyl chloride (0.14 mL, 1.8 mmol) was added dropwise, and the reaction was allowed to slowly warm to room temperature and stirred overnight. An analysis by high-performance liquid chromatography (HPLC) indicated that starting material remained. The solvent was removed under reduced pressure, and the residue was suspended in chloroform (80 mL) with triethylamine (5 mL). Methanesulfonyl chloride

(0.14 mL, 1.8 mmol) was added, and the reaction was stirred at room temperature for 5.5 hours. The reaction was monitored by HPLC, and additional methanesulfonyl chloride (0.84 mL, 11 mmol) was added over the course of four days. The reaction mixture was partitioned between chloroform (50 mL) and water (100 mL). The organic fraction was washed with brine (2 x 50 mL), dried over magnesium sulfate, filtered, and concentrated under reduced pressure. The resulting light yellow solid was purified by column chromatography using a HORIZON HPFC system (silica cartridge, eluting with 0 to 25% CMA in chloroform), and the purified product was dried in a vacuum oven at 60 °C overnight to provide 0.17 g of *N*-{3-[(4-amino-2-propyl[1,3]thiazolo[4,5-*c*]quinolin-7-yl)oxy]propyl}methanesulfonamide as off-white needles, mp 168-171 °C. ¹H NMR (300 MHz, d₆-DMSO) δ 7.66 (d, *J* = 8.7, 1H), 7.08 (t, *J* = 5.9, 1H), 7.04 (d, *J* = 2.5, 1H), 6.90 (dd, *J* = 8.8, 2.5, 1H), 6.79 (s, 2H), 4.12 (t, *J* = 6.2, 2H), 3.17-3.08 (m, 4H), 2.90 (s, 3H), 1.93 (sextet, *J* = 6.6, 2H), 1.84 (sextet, *J* = 7.2, 2H), 1.00 (t, *J* = 7.5, 3H); ¹³C NMR (75 MHz, d₆-DMSO) δ 169.0, 159.1, 152.3, 146.5, 139.3, 135.9, 125.6, 113.1, 107.3, 64.9, 39.4, 39.2, 35.0, 29.2, 22.7, 13.4; Anal. calcd for C₁₇H₂₂N₄O₃S₂: C, 51.76; H, 5.62; N, 14.20. Found: C, 51.53; H, 5.37; N, 14.10.

Example 6

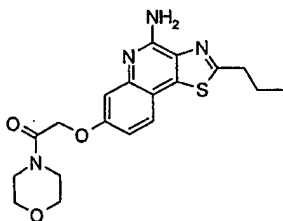
N-{3-[(4-Amino-2-propyl[1,3]thiazolo[4,5-*c*]quinolin-7-yl)oxy]propyl}-5-(dimethylamino)naphthalene-1-sulfonamide



Pyridine (5 mL) and 4-dimethylaminopyridine (100 mg) were added to 7-(3-aminopropoxy)-2-propyl[1,3]thiazolo[4,5-*c*]quinolin-4-amine (0.93 g, 2.9 mmol, prepared according to the method described in Part A of Example 5) in dichloromethane (40 mL). 5-Dimethylamino-1-naphthalenesulfonyl chloride (0.95 g, 3.5 mmol, dansyl chloride) were sequentially added to the mixture, and the resulting yellow solution was stirred overnight under a nitrogen atmosphere at room temperature. An analysis by HPLC

indicated the presence of starting material, and additional dansyl chloride (240 mg) was added. The reaction was stirred for two hours and then mixed with water (100 mL). The aqueous fraction was extracted with chloroform (2 x 100 mL), and the combined organic fractions were washed with brine (100 mL), dried over magnesium sulfate, filtered, and concentrated under reduced pressure. The resulting light yellow solid was purified by column chromatography using a HORIZON HPFC system (silica cartridge, eluting with 0 to 20% CMA in chloroform), and the purified product was dried under high vacuum to provide 1.17 g of *N*-{3-[(4-amino-2-propyl[1,3]thiazolo[4,5-*c*]quinolin-7-yl)oxy]propyl}-5-(dimethylamino)naphthalene-1-sulfonamide as a light yellow solid, mp 143-146 °C. ¹H NMR (300 MHz, d₆-DMSO) δ 8.41 (d, *J* = 8.5, 1H), 8.30 (d, *J* = 8.8, 1H), 8.10 (dd, *J* = 7.2, 1.3, 1H), 7.98 (t, *J* = 6.0, 1H), 7.60-7.55 (m, 2H), 7.20 (d, *J* = 6.9, 1H), 6.88 (d, *J* = 2.6, 1H), 6.75 (s, 2H), 6.71 (dd, *J* = 8.8, 2.5, 1H), 5.74 (s, 1H), 3.93 (t, *J* = 6.0, 2H), 3.11 (t, *J* = 7.6, 2H), 2.98 (q, *J* = 6.7, 2H), 2.77 (s, 6H), 1.88-1.78 (m, 4H), 1.00 (t, *J* = 7.5, 3H); ¹³C NMR (75 MHz, d₆-DMSO) δ 168.9, 158.9, 152.3, 151.3, 146.4, 139.3, 135.9, 135.8, 129.4, 129.0, 128.3, 127.7, 125.5, 123.4, 118.9, 115.0, 113.0, 112.9, 107.2, 64.6, 44.9, 39.3, 35.0, 28.9, 22.7, 13.4.

Example 7

7-(2-Morpholin-4-yl-2-oxoethoxy)-2-propyl[1,3]thiazolo[4,5-*c*]quinolin-4-amine

20

Part A

A solution of bromoacetyl bromide (3.0 mL, 0.034 mol) in dichloromethane (240 mL) was cooled to -25 °C. A solution of morpholine (9.0 mL, 0.10 mol) in dichloromethane (20 mL) was slowly added over a period of one hour. After the addition was complete, the reaction was stirred at -25 °C for 15 minutes and allowed to warm to ambient temperature. Dichloromethane was added, and the resulting solution was washed with water, 1N aqueous hydrogen chloride, and brine; dried over magnesium sulfate;

25

filtered; and concentrated under reduced pressure to provide 4-(bromoacetyl)morpholine as a colorless oil.

Part B

Under a nitrogen atmosphere, cesium carbonate (4.44 g, 13.6 mmol) was added to
5 a suspension of 2-propyl[1,3]thiazolo[4,5-*c*]quinolin-7-ol (2.22 g, 9.09 mmol) in DMF (50 mL), and the reaction mixture was heated at 75 °C for 15 minutes. A solution of 4-(bromoacetyl)morpholine (2.26 g, 10.9 mmol) in DMF (10 mL) was added dropwise with stirring. The reaction mixture was stirred at 75 °C for 2.25 hours. The solvent was then removed under reduced pressure at 75 °C. The resulting solid was partitioned between
10 dichloromethane (250 mL) and water (250 mL). The organic layer was washed sequentially with water (100 mL) and brine (100 mL), dried over magnesium sulfate, filtered, and concentrated under reduced pressure. The resulting solid was purified by column chromatography using a HORIZON HPFC system (silica cartridge, eluting with 0 to 20% CMA in chloroform), and the purified product was dried under high vacuum to
15 provide 2.84 g of 7-(2-morpholin-4-yl-2-oxoethoxy)-2-propyl[1,3]thiazolo[4,5-*c*]quinoline as a light yellow solid. A portion of the product (0.37 g) was recrystallized from *tert*-butyl methyl ether (40 mL), and the crystals were washed with cold *tert*-butyl methyl ether and dried in a vacuum oven at 40 °C overnight to provide the following analytical data, mp 133-136 °C.

20 Anal. calcd for C₁₉H₂₁N₃O₃S: C, 61.44; H, 5.70; N, 11.31. Found: C, 61.26; H, 5.74; N, 11.25.

Part C

The method described in Part G of Example 1 was used to treat 7-(2-morpholin-4-yl-2-oxoethoxy)-2-propyl[1,3]thiazolo[4,5-*c*]quinoline (2.45 g, 6.60 mmol) with mCPBA
25 (2.28 g of 65% pure material, 8.57 mmol) in dichloromethane (50 mL) to provide 2.58 g of 7-(2-morpholin-4-yl-2-oxoethoxy)-5-oxido-2-propyl[1,3]thiazolo[4,5-*c*]quinoline as a light yellow solid.

Part D

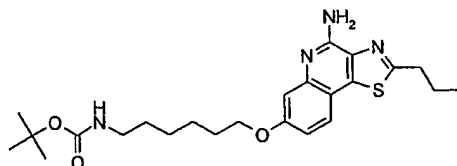
The method described in Part F of Example 4 was used to treat 7-(2-morpholin-4-yl-2-oxoethoxy)-5-oxido-2-propyl[1,3]thiazolo[4,5-*c*]quinoline (2.58 g, 6.66 mmol) with
30 ammonium hydroxide (15 mL of 30%) and *p*-toluenesulfonyl chloride (1.26 g, 7.33 mmol) in 1,2-dichloroethane (60 mL). The reaction was complete in four hours. The resulting

light brown solid was purified by column chromatography using a HORIZON HPFC system (silica cartridge, eluting with 0 to 5% CMA in chloroform followed by 25% CMA in chloroform) to provide 1.88 g of a light yellow solid after drying under high vacuum. The solid was recrystallized from 2-propanol (175 mL), and the crystals were washed with cold 2-propanol and dried in a vacuum oven at 60 °C overnight to provide 1.54 g of 7-(2-morpholin-4-yl-2-oxoethoxy)-2-propyl[1,3]thiazolo[4,5-c]quinolin-4-amine as white needles, mp 200-203 °C. ¹H NMR (300 MHz, d₆-DMSO) δ 7.68 (d, *J* = 8.7, 1H), 7.02 (d, *J* = 2.5, 1H); 6.92 (dd, *J* = 8.8, 2.5, 1H), 6.80 (s, 2H), 4.93 (s, 2H), 3.61-3.47 (m, 8H), 3.11 (t, *J* = 7.8, 2H), 1.84 (sextet, *J* = 7.2, 2H), 1.02 (t, *J* = 7.5, 3H); ¹³C NMR (75 MHz, d₆-DMSO) δ 169.1, 165.9, 158.5, 152.4, 146.3, 139.3, 136.0, 125.6, 113.3, 113.0, 107.7, 66.05, 65.9, 44.8, 41.6, 35.1, 22.7, 13.4; Anal. calcd for C₁₉H₂₂N₄O₃S: C, 59.05; H, 5.74; N, 14.50. Found: C, 59.08; H, 5.53; N, 14.20.

15

Example 8

tert-Butyl 6-[(4-amino-2-propyl[1,3]thiazolo[4,5-c]quinolin-7-yl)oxy]hexylcarbamate



Part A

The methods described in Parts A and B of Example 4 were used to treat 6-amino-1-hexanol (10.0 g, 85.3 mmol) with di-*tert*-butyl dicarbonate (20.1 g, 92.2 mmol) and treat the resulting product with triphenylphosphine (26.14 g, 99.7 mmol), imidazole (7.92 g, 116.3 mmol), and iodine (27.41 g, 108.0 mmol). The resulting light yellow oil (19.36 g) was purified by column chromatography (silica gel, eluting with dichloromethane) to provide 13.53 g of *tert*-butyl 6-iodohexylcarbamate as a light yellow oil.

25

Part B

Under a nitrogen atmosphere, cesium carbonate (2.58 g, 7.92 mmol) was added to a suspension of 2-propyl[1,3]thiazolo[4,5-c]quinolin-7-ol (1.29 g, 5.28 mmol) in DMF (25 mL), and the reaction mixture was heated to 65 °C. A solution of *tert*-butyl 6-iodohexylcarbamate (1.90 g, 5.81 mmol) in DMF (10 mL) was added dropwise with

stirring. The reaction mixture was stirred at 65 °C for 5.5 hours. The solvent was then removed under reduced pressure at 65 °C. The resulting solid was partitioned between dichloromethane (100 mL) and water (100 mL). The organic layer was washed sequentially with saturated aqueous sodium thiosulfate (50 mL), water (50 mL), and brine (50 mL); dried over magnesium sulfate; filtered; and concentrated under reduced pressure. The resulting solid was purified by column chromatography using a HORIZON HPFC system (silica cartridge, eluting with 0 to 6% CMA in chloroform), and the purified product was dried under high vacuum to provide 1.79 g of *tert*-butyl 6-[(2-propyl[1,3]thiazolo[4,5-*c*]quinolin-7-yl)oxy]hexylcarbamate as a light yellow solid.

10 Part C

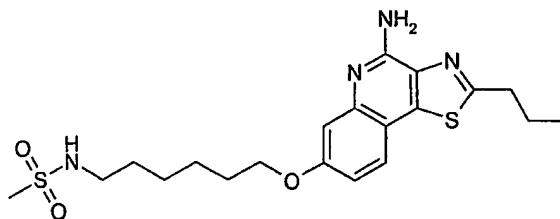
The method described in Part G of Example 1 was used to treat *tert*-butyl 6-[(2-propyl[1,3]thiazolo[4,5-*c*]quinolin-7-yl)oxy]hexylcarbamate (1.80 g, 4.06 mmol) with mCPBA (1.62 g of 65% pure material, 6.09 mmol) in dichloromethane (30 mL) with the modification that the reaction was stirred for 2.5 hours. *tert*-Butyl 6-[(5-oxido-2-propyl[1,3]thiazolo[4,5-*c*]quinolin-7-yl)oxy]hexylcarbamate (1.79 g) was obtained as a light yellow solid.

Part D

The method described in Part F of Example 4 was used to treat *tert*-butyl 6-[(5-oxido-2-propyl[1,3]thiazolo[4,5-*c*]quinolin-7-yl)oxy]hexylcarbamate (1.79 g, 3.90 mmol) with ammonium hydroxide (8 mL of 30%) and *p*-toluenesulfonyl chloride (0.74 g, 4.3 mmol) in 1,2-dichloroethane (40 mL). The reaction was stirred for one hour at 65 °C, allowed to come to room temperature, and stirred overnight. The purification methods described in Part F of Example 4 were used, with the modification that chromatographic purification was carried out eluting with 0 to 15% CMA in chloroform, to provide 1.06 g of *tert*-butyl 6-[(4-amino-2-propyl[1,3]thiazolo[4,5-*c*]quinolin-7-yl)oxy]hexylcarbamate as off-white needles, mp 136-139 °C. ¹H NMR (300 MHz, d₆-DMSO) δ 7.64 (d, *J* = 8.7, 1H), 7.01 (d, *J* = 2.5, 1H), 6.88 (dd, *J* = 9.0, 2.5, 1H), 6.77 (m, 3H), 4.03 (t, *J* = 6.6, 2H), 3.11 (t, *J* = 7.5, 2H), 2.90 (q, *J* = 6.6, 2H), 1.90-1.71 (m, 4H), 1.39-1.30 (m, 15H), 1.00 (t, *J* = 7.1, 3H); ¹³C NMR (75 MHz, d₆-DMSO) δ 168.9, 159.3, 155.5, 152.3, 146.5, 139.4, 135.9, 125.6, 113.1, 113.0, 107.2, 77.2, 67.4, 35.1, 29.4, 28.6, 28.2, 26.0, 25.2, 22.8, 13.4; Anal. calcd for C₂₄H₃₄N₄O₃S: C, 62.85; H, 7.47; N, 12.22. Found: C, 62.80; H, 7.36; N, 12.18.

Example 9

N-{6-[(4-Amino-2-propyl[1,3]thiazolo[4,5-*c*]quinolin-7-yl)oxy]hexyl}methanesulfonamide



5

Part A

A solution of hydrogen chloride in ethanol (3 mL of 4.25 M) was added to a suspension of *tert*-butyl 6-[(4-amino-2-propyl[1,3]thiazolo[4,5-*c*]quinolin-7-yl)oxy]hexylcarbamate (0.93 g, 2.0 mmol) in ethanol (20 mL), and the reaction was heated at 80 °C for one hour, allowed to cool to room temperature, and concentrated to dryness under reduced pressure. The residue was partitioned between water (50 mL) and dichloromethane (30 mL) was added. The aqueous fraction was made basic with the addition of ammonium hydroxide, and the resulting solution was extracted with dichloromethane (2 x 50 mL). The organic fractions were combined, washed with brine (75 mL), dried over magnesium sulfate, filtered, and concentrated under reduced pressure to provide 0.73 g of 7-[(6-aminohexyl)oxy]-2-propyl[1,3]thiazolo[4,5-*c*]quinolin-4-amine.

15

Part B

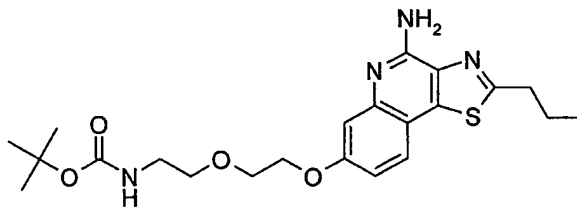
Under a nitrogen atmosphere, methanesulfonyl chloride (0.35 mL, 4.1 mmol) was added dropwise to a suspension of 7-[(6-aminohexyl)oxy]-2-propyl[1,3]thiazolo[4,5-*c*]quinolin-4-amine (0.73 g, 2.0 mmol) and triethylamine (5 mL, 36 mmol) in chloroform (50 mL), and the reaction was stirred overnight. The work-up procedure described in Part B of Example 5 was followed. The resulting light yellow solid was purified by column chromatography using a HORIZON HPFC system (silica cartridge, eluting with 0 to 20% CMA in chloroform) to provide 0.47 g of a light yellow solid after drying under high vacuum. The solid was recrystallized from toluene (25 mL), and the crystals were washed with cold toluene and dried in a vacuum oven at 60 °C overnight to provide 0.32 g of *N*-{6-[(4-amino-2-propyl[1,3]thiazolo[4,5-*c*]quinolin-7-yl)oxy]hexyl}methanesulfonamide as off-white needles, mp 138-134 °C. ¹H NMR (300 MHz, d₆-DMSO) δ 7.64 (d, *J* = 8.7,

25

1H), 7.02 (d, $J = 2.5$, 1H), 6.92 (t, $J = 5.9$, 1H), 6.88 (dd, $J = 8.8, 2.5$, 1H), 6.78 (s, 2H),
 4.04 (t, $J = 6.4$, 2H), 3.10 (t, $J = 7.5$, 2H), 2.92 (q, $J = 6.6$, 2H), 2.86 (s, 3H), 1.90-1.70 (m,
 4H) 1.53-1.33 (m, 6H), 1.00 (t, $J = 7.5$, 3H); ^{13}C NMR (75 MHz, d_6 -DMSO) δ 168.9,
 159.3, 152.3, 146.5, 139.4, 135.9, 125.6, 113.1, 113.0, 107.2, 67.4, 42.4, 39.2, 35.1, 29.3,
 28.5, 25.9, 25.2, 22.7, 13.4;
 5 Anal. calcd for $\text{C}_{20}\text{H}_{28}\text{N}_4\text{O}_3\text{S}_2$: C, 55.02; H, 6.46; N, 12.83. Found: C, 55.20; H, 6.80; N,
 12.68.

Example 10

10 *tert*-Butyl 2-{2-[(4-amino-2-propyl[1,3]thiazolo[4,5-*c*]quinolin-7-
 yl)oxy]ethoxy}ethylcarbamate



Part A

A solution of 2-(2-aminoethoxy)ethanol (15.0 g, 143 mmol) in tetrahydrofuran
 15 (THF) (90 mL) was cooled to approximately 0 °C, and aqueous sodium hydroxide (72 mL
 of 2 M) was added over a period of 20 minutes. A solution of di-*tert*-butyl dicarbonate
 (31.1 g, 143 mmol) in THF (90 mL) was then added over a period of 20 minutes. The
 reaction was stirred for one hour at 0 °C and then allowed to warm to room temperature
 and stirred overnight. The THF was removed under reduced pressure, and the resulting
 20 aqueous mixture was adjusted to pH 3 with the addition of 1 M sulfuric acid. The acidic
 mixture was extracted with ethyl acetate (3 x 100 mL), and the combined extracts were
 washed sequentially with water (150 mL) and brine (150 mL), dried over magnesium
 sulfate, filtered, and concentrated under reduced pressure to provide 27.1 g of *tert*-butyl 2-
 (2-hydroxyethoxy)ethylcarbamate as a colorless oil. A portion of the oil (10.0 g, 48.7
 25 mmol) was treated with triphenylphosphine (15.33 g, 58.45 mmol), imidazole (4.64 g,
 68.2 mmol), and iodine (16.01 g, 63.3 mmol) according to the method described in Part B
 of Example 4, with the modification that dichloromethane (325 mL) was used instead of
 diethyl ether and acetonitrile, to provide 7.82 g of *tert*-butyl 2-(2-
 iodoethoxy)ethylcarbamate containing a small amount of triphenylphosphine oxide.

Part B

Under a nitrogen atmosphere, cesium carbonate (1.50 g, 4.61 mmol) was added to a suspension of 2-propyl[1,3]thiazolo[4,5-*c*]quinolin-7-ol (0.75 g, 3.1 mmol) in DMF (15 mL), and the reaction mixture was heated at 75 °C for 30 minutes. A solution of *tert*-butyl 2-(2-iodoethoxy)ethylcarbamate (1.93 g, 6.14 mmol) in DMF (5 mL) was added dropwise with stirring. The reaction mixture was stirred at 75 °C for 3.75 hours. The solvent was then removed under reduced pressure at 65 °C. The resulting solid was partitioned between dichloromethane (100 mL) and water (100 mL). The organic layer was washed sequentially with water (50 mL) and brine (50 mL), dried over magnesium sulfate; filtered, and concentrated under reduced pressure. The resulting dark brown solid was purified by column chromatography using a HORIZON HPFC system (silica cartridge, eluting with 0 to 8% CMA in chloroform), and the purified product was dried under high vacuum to provide 1.31 g of *tert*-butyl 2-{2-[(2-propyl[1,3]thiazolo[4,5-*c*]quinolin-7-yl)oxy]ethoxy}ethylcarbamate as a light yellow solid.

15 Part C

Under a nitrogen atmosphere, mCPBA (1.20 g, 4.30 mmol, 65% pure) was added in portions to a solution of *tert*-butyl 2-{2-[(2-propyl[1,3]thiazolo[4,5-*c*]quinolin-7-yl)oxy]ethoxy}ethylcarbamate (1.25 g, 2.90 mmol) in dichloromethane (75 mL), and the reaction was stirred at room temperature for 1.75 hours, diluted with chloroform (100 mL), and washed with 10% aqueous sodium carbonate (2 x 50 mL). The aqueous layer was extracted with chloroform (50 mL), and the combined organic fractions were washed with water (75 mL), dried over magnesium sulfate, filtered, concentrated under reduced pressure, and dried under high vacuum to yield 1.23 g of *tert*-butyl 2-{2-[(5-oxido-2-propyl[1,3]thiazolo[4,5-*c*]quinolin-7-yl)oxy]ethoxy}ethylcarbamate as a light yellow solid.

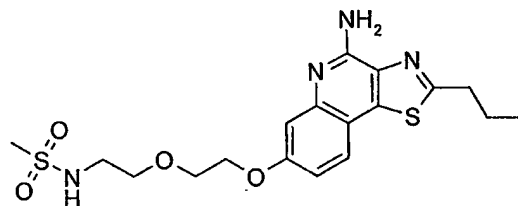
25 Part D

The method described in Part F of Example 4 was used to treat *tert*-butyl 2-{2-[(5-oxido-2-propyl[1,3]thiazolo[4,5-*c*]quinolin-7-yl)oxy]ethoxy}ethylcarbamate (1.23 g, 2.75 mmol) with ammonium hydroxide (5 mL of 30%) and *p*-toluenesulfonyl chloride (0.58 g, 3.0 mmol) in 1,2-dichloroethane (25 mL) with the modifications that the reaction was allowed to run for 16 hours, and chloroform was used instead of dichloromethane in the work-up procedure. The purification methods described in Part F of Example 4 were

used, with the modification that chromatographic purification was carried out eluting with 0 to 20% CMA in chloroform, to provide 0.583 g of *tert*-butyl 2-{2-[(4-amino-2-propyl[1,3]thiazolo[4,5-*c*]quinolin-7-yl)oxy]ethoxy}ethylcarbamate as light yellow needles, mp 111-113 °C. ¹H NMR (300 MHz, d₆-DMSO) δ 7.66 (d, *J* = 8.8, 1H), 7.02 (d, *J* = 2.5, 1H), 6.90 (dd, *J* = 8.8, 2.5, 2H), 6.79 (s, 2H), 4.17 (t, *J* = 4.3, 2H), 3.76 (t, *J* = 4.7, 2H), 3.46 (t, *J* = 5.9, 2H), 3.09 (m, 4H), 1.84 (sextet, *J* = 7.5, 2H), 1.36 (s, 9H), 1.00 (t, *J* = 7.5, 3H); ¹³C NMR (75 MHz, d₆-DMSO) δ 169.1, 159.0, 155.6, 152.4, 146.5, 139.4, 136.0, 125.7, 113.1, 107.2, 77.6, 69.3, 68.6, 67.1, 35.1, 28.2, 22.8, 13.4; Anal. calcd for C₂₂H₃₀N₄O₄S: C, 59.17; H, 6.77; N, 12.55. Found: C, 58.88; H, 6.87; N, 12.64.

Example 11

N-(2-{2-[(4-Amino-2-propyl[1,3]thiazolo[4,5-*c*]quinolin-7-yl)oxy]ethoxy}ethyl)methanesulfonamide



15

Part A

The method described in Part A of Example 9 was used to treat *tert*-butyl 2-{2-[(4-amino-2-propyl[1,3]thiazolo[4,5-*c*]quinolin-7-yl)oxy]ethoxy}ethylcarbamate (0.74 g, 1.7 mmol) in ethanol (20 mL) with hydrogen chloride (3 mL of a 4.25 M solution in ethanol) to provide 0.63 g of 7-[2-(2-aminoethoxy)ethoxy]-2-propyl[1,3]thiazolo[4,5-*c*]quinolin-4-amine as a light yellow solid.

20

Part B

The method described in Part B of Example 9 was used to treat 7-[2-(2-aminoethoxy)ethoxy]-2-propyl[1,3]thiazolo[4,5-*c*]quinolin-4-amine (0.63 g, 1.8 mmol) in chloroform (40 mL) with triethylamine (2.5 mL, 18 mmol) and methanesulfonyl chloride (0.300 mL, 3.64 mmol); the reaction was complete in 3.5 hours. The purification methods described in Part B of Example 9 were used, with the modification that chromatographic purification was carried out eluting with 0 to 30% CMA in chloroform, to provide 0.40 g

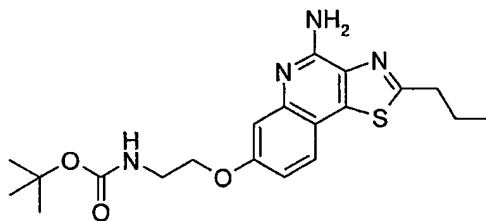
25

of *N*-(2-{2-[(4-amino-2-propyl[1,3]thiazolo[4,5-*c*]quinolin-7-yl)oxy]ethoxy}ethyl)methanesulfonamide as off-white needles, mp 134-137 °C. ¹H NMR (300 MHz, d₆-DMSO) δ 7.66 (d, *J* = 8.7, 1H), 7.07 (t, *J* = 5.6, 1H), 7.03 (d, *J* = 2.5, 1H), 6.90 (dd, *J* = 8.7, 2.5, 1H), 6.80 (s, 2H), 4.19 (t, *J* = 4.3, 2H), 3.79 (t, *J* = 4.7, 2H), 3.55 (t, *J* = 5.9, 2H), 3.16-3.08 (m, 4H), 2.91 (s, 3H), 1.84 (sextet, *J* = 7.5, 2H), 1.00 (t, *J* = 7.5, 3H); ¹³C NMR (75 MHz, d₆-DMSO) δ 169.0, 159.0, 152.4, 146.5, 139.3, 136.0, 125.7, 113.1, 113.0, 107.2, 69.8, 68.7, 67.1, 42.3, 39.7, 35.1, 22.8, 13.4; Anal. calcd for C₁₈H₂₄N₄O₄S₂: C, 50.92; H, 5.70; N, 13.20. Found: C, 51.20; H, 5.48; N, 13.14.

10

Example 12

tert-Butyl 2-[(4-amino-2-propyl[1,3]thiazolo[4,5-*c*]quinolin-7-yl)oxy]ethylcarbamate



Part A

The methods described in Parts A and B of Example 4 were used to treat 2-amino-1-ethanol with di-*tert*-butyl dicarbonate and treat the resulting product (10.0 g, 62.0 mmol) with triphenylphosphine (19.52 g, 74.5 mmol), imidazole (5.91 g, 86.9 mmol), and iodine (20.47 g, 80.65 mmol), with the modification that dichloromethane (400 mL) was used in the second step instead of diethyl ether and acetonitrile. The product, *tert*-butyl 2-iodoethylcarbamate (8.41 g) was obtained as a light yellow oil.

20

Part B

The method described in Part B of Example 10 was used to treat 2-propyl[1,3]thiazolo[4,5-*c*]quinolin-7-ol (2.94 g, 12.0 mmol) in DMF (40 mL) with cesium carbonate (5.88 g, 18.0 mmol) and a solution of *tert*-butyl 2-iodoethylcarbamate (4.89 g, 18.0 mmol) in DMF (10 mL). The reaction was complete in 3.25 hours. The purification methods described in Part B of Example 10 were used, with the modification that chromatographic purification was carried out eluting with 0 to 4% CMA in chloroform, to

25

provide 3.85 g of *tert*-butyl 2-[(2-propyl[1,3]thiazolo[4,5-*c*]quinolin-7-yl)oxy]ethylcarbamate as a light yellow solid.

Part C

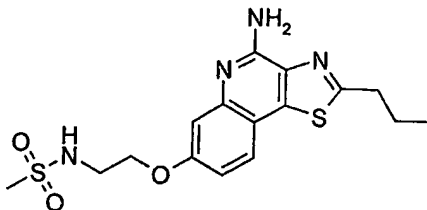
5 The method described in Part C of Example 10 was used to treat *tert*-butyl 2-[(2-propyl[1,3]thiazolo[4,5-*c*]quinolin-7-yl)oxy]ethylcarbamate (3.85 g, 9.94 mmol) with mCPBA (2.57 g of 65% pure material, 14.9 mmol) in dichloromethane to provide 4.01 g of *tert*-butyl 2-[(5-oxido-2-propyl[1,3]thiazolo[4,5-*c*]quinolin-7-yl)oxy]ethylcarbamate as a light orange solid.

Part D

10 The method described in Part F of Example 4 was used to treat *tert*-butyl 2-[(5-oxido-2-propyl[1,3]thiazolo[4,5-*c*]quinolin-7-yl)oxy]ethylcarbamate (4.01 g, 9.94 mmol) with ammonium hydroxide (17 mL of 30%) and *p*-toluenesulfonyl chloride (2.08 g, 10.9 mmol) in 1,2-dichloroethane (85 mL). The reaction was complete in 4.5 hours. The purification methods described in Part F of Example 4 were used to provide 2.84 g of *tert*-
15 butyl 2-[(4-amino-2-propyl[1,3]thiazolo[4,5-*c*]quinolin-7-yl)oxy]ethylcarbamate as light yellow needles, mp 136-139 °C. ¹H NMR (500 MHz, d₆-DMSO) δ 7.66 (d, *J* = 8.5, 1H), 7.02 (d, *J* = 2.5, 1H), 7.01 (s, 1H), 6.89 (dd, *J* = 8.8, 2.5, 1H), 6.80 (s, 2H), 4.04 (t, *J* = 5.8, 2H), 3.33 (q, *J* = 5.7, 2H), 3.11 (t, *J* = 7.6, 2H), 1.84 (sextet, *J* = 7.5, 2H), 1.38 (s, 9H), 1.00 (t, *J* = 7.2, 3H); ¹³C NMR (125 Hz, d₆-DMSO) δ 169.0, 159.0, 155.6, 152.4,
20 146.5, 139.3, 136.0, 125.7, 131.1, 113.0, 107.3, 77.7, 66.4, 35.1, 28.2, 22.7, 13.4; Anal. calcd for C₂₀H₂₆N₄O₃S: C, 59.68; H, 6.51; N, 13.92. Found: C, 59.59; H, 6.18; N, 13.88.

Example 13

N-{2-[(4-Amino-2-propyl[1,3]thiazolo[4,5-*c*]quinolin-7-yl)oxy]ethyl}methanesulfonamide



5 Part A

A solution of hydrogen chloride in ethanol (15 mL of 2.2 M) was added to a suspension of *tert*-butyl 2-[(4-amino-2-propyl[1,3]thiazolo[4,5-*c*]quinolin-7-yl)oxy]ethylcarbamate (2.57 g, 6.38 mmol) in ethanol (60 mL), and the reaction was heated at 80 °C overnight. A precipitate began to form after about ten minutes. The solvent was removed under reduced pressure, and the resulting solid was suspended in ethanol (25 mL), isolated by filtration, washed with ethanol, and dried in a vacuum oven at 60 °C to provide 2.06 g of 7-(2-aminoethoxy)-2-propyl[1,3]thiazolo[4,5-*c*]quinolin-4-amine hydrochloride as a light yellow solid.

Part B

15 Under a nitrogen atmosphere, methanesulfonyl chloride (0.20 mL, 2.5 mmol) was added dropwise to a solution of 7-(2-aminoethoxy)-2-propyl[1,3]thiazolo[4,5-*c*]quinolin-4-amine hydrochloride (0.64 g, 1.9 mmol) and triethylamine (0.53 mL, 3.8 mmol) in chloroform (40 mL), and the reaction was stirred for 1.25 hours. The work-up procedure described in Part B of Example 5 was followed. The resulting light yellow solid was
 20 purified by column chromatography using a HORIZON HPFC system (silica cartridge, eluting with 0 to 25% CMA in chloroform) to provide 0.73 g of an off-white solid after drying under high vacuum. The solid was recrystallized from propyl acetate (35 mL, hot filtration), and the crystals were washed with cold propyl acetate and dried in a vacuum oven at 60 °C overnight to provide 0.48 g of *N*-{2-[(4-amino-2-propyl[1,3]thiazolo[4,5-*c*]quinolin-7-yl)oxy]ethyl}methanesulfonamide as light yellow needles, mp 148-151 °C.
 25 ¹H NMR (300 MHz, *d*₆-DMSO) δ 7.68 (d, *J* = 8.7, 1H), 7.30 (t, *J* = 6.0, 1H), 7.03 (d, *J* = 2.5, 1H), 6.92 (dd, *J* = 8.8, 2.5, 1H), 6.81 (s, 2H), 4.13 (t, *J* = 5.6, 2H), 3.38 (q, *J* = 5.6, 2H), 3.11 (t, *J* = 7.1, 2H), 2.95 (s, 3H), 1.84 (sextet, *J* = 7.5, 2H), 1.00 (t, *J* = 7.2, 3H); ¹³C

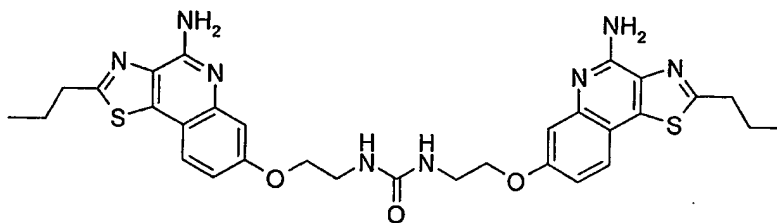
NMR (75 Hz, d_6 -DMSO) δ 169.1, 158.8, 152.4, 146.5, 139.36, 136.0, 125.8, 113.2, 112.9, 107.3, 79.1, 66.9, 41.8, 35.1, 22.8, 13.4;

Anal. calcd for $C_{16}H_{20}N_4O_3S_2$: C, 50.51; H, 5.30; N, 14.72. Found: C, 50.78; H, 5.10; N, 14.67.

5

Example 14

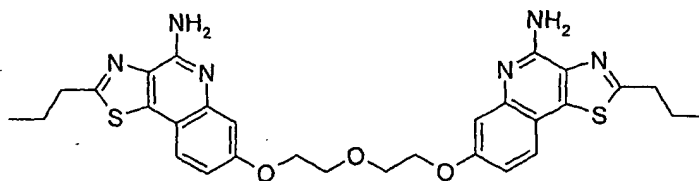
N,N-Bis{2-[(4-amino-2-propyl[1,3]thiazolo[4,5-*c*]quinolin-7-yl)oxy]ethyl}urea



Under a nitrogen atmosphere, a suspension of 7-(2-aminoethoxy)-2-
 10 propyl[1,3]thiazolo[4,5-*c*]quinolin-4-amine hydrochloride (0.60 g, 2.0 mmol) and
 carbonyldiimidazole (150 mg, 0.95 mmol) in DMF was heated at 75 °C for four hours.
 Upon heating a solution formed, and a precipitate began to form after about 30 minutes.
 The reaction mixture was then combined with material from a smaller run, and the DMF
 was removed under reduced pressure at 65 °C. Water (50 mL) was added to the residue,
 15 and the resulting solid was isolated by filtration, washed with water, methanol (25 mL)
 and *tert*-butyl methyl ether (25 mL), and dried overnight in a vacuum oven at 80 °C. A
 portion of the solid (250 mg) was suspended in warm DMF (25 mL) and filtered. The
 DMF was removed under reduced pressure at 65 °C. The resulting solid was suspended in
 chloroform (10 mL), isolated by filtration, washed with chloroform, and dried in a vacuum
 20 oven at 60 °C to provide 0.14 mg of *N,N*-bis{2-[(4-amino-2-propyl[1,3]thiazolo[4,5-
c]quinolin-7-yl)oxy]ethyl}urea as a light yellow solid, mp 213-216 °C. 1H NMR (500
 MHz, d_6 -DMSO) δ 7.61 (d, J = 8.8, 2H), 7.03 (d, J = 2.6, 2H), 6.89 (dd, J = 8.5, 2.2, 2H),
 6.81 (s, 4H), 6.28 (t, J = 5.3, 2H), 4.06 (t, J = 5.6, 4H), 3.44 (q, J = 5.4, 4H), 3.10 (t, J =
 7.3, 4H), 1.84 (sextet, J = 7.6, 4H), 1.00 (t, J = 7.2, 6H); ^{13}C NMR (125 Hz, d_6 -DMSO) δ
 25 169.0, 159.0, 158.0, 152.4, 146.5, 139.3, 136.0, 125.7, 113.1, 112.9, 107.4, 67.4, 38.8,
 35.1, 22.7, 13.4; HRMS (EI) m/z calcd for $C_{31}H_{34}N_8O_3S_2$: 631.2274; found: 631.2283.

Example 15

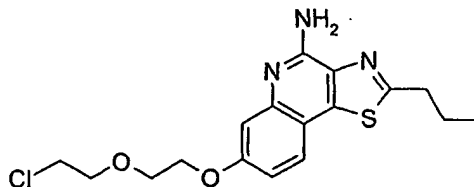
Bis{2-[(4-amino-2-propyl[1,3]thiazolo[4,5-*c*]quinolin-7-yl)oxy]ethyl}ether



The method described in Part K of Example 1 was used to treat 4-amino-2-propyl[1,3]thiazolo[4,5-*c*]quinolin-7-ol acetic acid salt (prepared according to the method described in Part J of Example 1, 1.17 g, 4.51 mmol) in DMF (10 mL) with cesium carbonate (3.27 g, 10.0 mmol) and 2-chloroethylether (288 mg, 2.01 mmol) with the modification that the reaction was carried out at 70 °C instead of 75 °C. The purification methods described in Part K of Example 1 were used, with the modification that chromatographic purification was carried out eluting with 0 to 25% CMA in chloroform. Following recrystallization from *tert*-butyl methyl ether, the solid (0.38 g) was recrystallized from 2-butanone (40 mL, hot filtration), and the crystals were washed with cold 2-butanone and dried in a vacuum oven at 60 °C to provide 0.21 g of bis{2-[(4-amino-2-propyl[1,3]thiazolo[4,5-*c*]quinolin-7-yl)oxy]ethyl}ether as light yellow needles, mp 186-189 °C. ¹H NMR (500 MHz, *d*₆-DMSO) δ 7.63 (d, *J* = 8.7, 2H), 7.05 (d, *J* = 2.5, 2H), 6.90 (dd, *J* = 8.7, 2.5, 2H), 6.80 (s, 4H), 4.22 (m, 4H), 3.88 (m, 4H), 3.10 (t, *J* = 7.5, 4H), 1.84 (sextet, *J* = 7.5, 4H), 1.00 (t, *J* = 7.2, 6H); ¹³C NMR (125 Hz, *d*₆-DMSO) δ 169.0, 159.0, 152.4, 146.5, 139.3, 136.0, 125.7, 113.1, 113.0, 107.3, 69.0, 67.2, 35.1, 22.7, 13.4;

Anal. calcd for C₃₀H₃₂N₆O₃S₂ · 0.5 H₂O: C, 60.30; H, 5.56; N, 14.06. Found: C, 60.54; H, 5.48; N, 14.16.

Example 16

7-[2-(2-Chloroethoxy)ethoxy]-2-propyl[1,3]thiazolo[4,5-*c*]quinolin-4-amine

Part A

5 The method described in Part B of Example 10 was used to treat 2-propyl[1,3]thiazolo[4,5-*c*]quinolin-7-ol (1.10 g, 4.50 mmol) in DMF (17 mL) with cesium carbonate (1.76 g, 5.40 mmol) and a solution of 1-chloro-2-(2-iodoethoxy)ethane (1.27 g, 5.40 mmol) in DMF (5 mL). The reaction was complete in 2.75 hours. The purification methods described in Part B of Example 10 were used to provide 1.18 g of 7-[2-(2-chloroethoxy)ethoxy]-2-propyl[1,3]thiazolo[4,5-*c*]quinoline as a light yellow solid.

10

Part B

The method described in Part C of Example 10 was used to treat 7-[2-(2-chloroethoxy)ethoxy]-2-propyl[1,3]thiazolo[4,5-*c*]quinoline (1.2 g, 3.4 mmol) with mCPBA (1.36 g of 65% pure material, 5.13 mmol) in dichloromethane (30 mL). The reaction was complete in 2.5 hours, and 1.03 g of 7-[2-(2-chloroethoxy)ethoxy]-5-oxido-2-propyl[1,3]thiazolo[4,5-*c*]quinoline were obtained as a light orange solid.

15

Part C

The methods described in Parts H and I of Example 1 were used to treat 7-[2-(2-chloroethoxy)ethoxy]-5-oxido-2-propyl[1,3]thiazolo[4,5-*c*]quinoline (1.03 g, 2.81 mmol) in dichloromethane (20 mL) with trichloroacetyl isocyanate (0.40 mL) followed by sodium methoxide (2 mL of a 25% w/w solution in methanol) in methanol (20 mL). The reaction with sodium methoxide was complete within 45 minutes. The crude solid was purified by column chromatography using a HORIZON HPFC system (silica cartridge, eluting with 0 to 20% CMA in chloroform) to provide 0.93 g of a light yellow solid after drying under high vacuum. The solid was recrystallized from *tert*-butyl methyl ether (35 mL, hot filtration), and the crystals were washed with cold *tert*-butyl methyl ether and dried in a vacuum oven at 60 °C to provide 0.23 g of 7-[2-(2-chloroethoxy)ethoxy]-2-propyl[1,3]thiazolo[4,5-*c*]quinolin-4-amine as a light yellow solid, mp 101-103 °C. ¹H NMR (300 MHz, d₆-DMSO) δ 7.67 (d, *J* = 8.8, 1H), 7.03 (t, *J* = 2.5, 1H), 6.91 (dd, *J* =

20

25

8.7, 2.5, 1H), 6.79 (s, 2H), 4.19 (t, $J = 4.3$, 2H), 3.83 (t, $J = 4.7$, 2H), 3.75 (s, 4H), 3.11 (t, $J = 7.8$, 2H), 1.84 (sextet, $J = 7.5$, 2H), 1.00 (t, $J = 7.5$, 3H); ^{13}C NMR (75 MHz, d_6 -DMSO) δ 169.5, 159.4, 152.8, 146.9, 139.8, 136.4, 126.1, 113.6, 113.5, 107.7, 71.0, 69.2, 67.6, 43.9, 35.5, 23.1, 13.8;

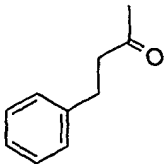
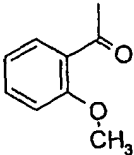
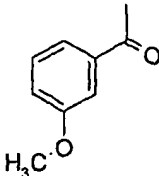
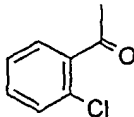
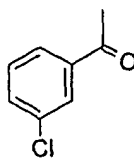
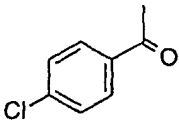
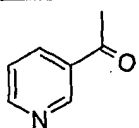
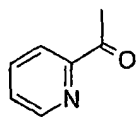

5 Anal. calcd for $\text{C}_{17}\text{H}_{20}\text{N}_3\text{O}_2\text{SCl}$: C, 55.81; H, 5.51; N, 11.48. Found: C, 55.74; H, 5.40; N, 11.29.

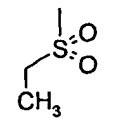
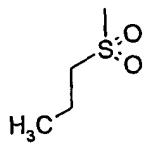
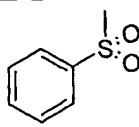
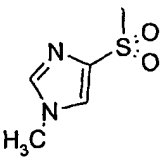
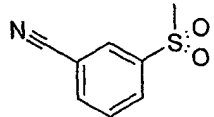
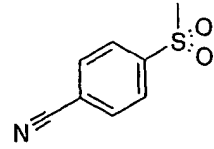
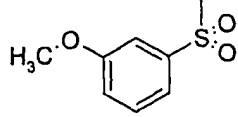
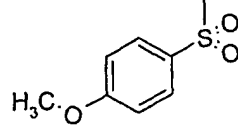
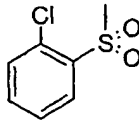
Examples 17 – 55

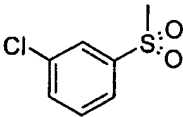
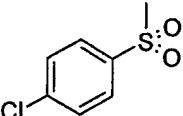
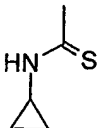
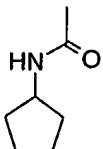
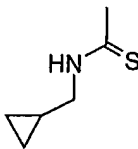
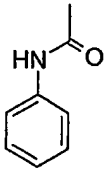
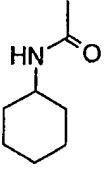
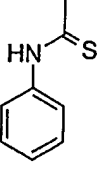
A reagent from the table below (1.1 equivalents, 0.11 mmol) was added to a test
10 tube containing a solution of 7-[2-(2-aminoethoxy)ethoxy]-2-propyl[1,3]thiazolo[4,5-
c]quinolin-4-amine (prepared as described in Part A of Example 11, 35 mg, 0.10 mmol)
and *N,N*-diisopropylethylamine (36 μL , 0.20 mmol) in *N,N*-dimethylacetamide (DMA) (1
mL). Each test tube was capped and placed on a shaker at room temperature four hours.
Two drops of water were added to each test tube, and then the solvent was removed by
15 vacuum centrifugation. The compounds were purified by preparative high performance
liquid chromatography (prep HPLC) using a Waters FractionLynx automated purification
system. The prep HPLC fractions were analyzed using a Waters LC/TOF-MS, and the
appropriate fractions were centrifuge evaporated to provide the trifluoroacetate salt of the
desired compound. Reversed phase prep HPLC was performed with non-linear gradient
20 elution from 5-95% B where A is 0.05% trifluoroacetic acid/water and B is 0.05%
trifluoroacetic acid/acetonitrile. Fractions were collected by mass-selective triggering.
The table below shows the acid chloride, sulfonyl chloride, isocyanate, isothiocyanate, or
carbamoyl chloride used for each example, the structure of the resulting compound, and
the observed accurate mass for the isolated trifluoroacetate salt.

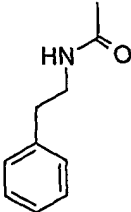
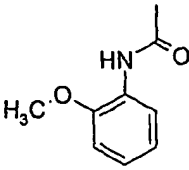
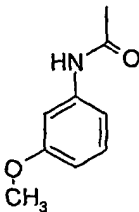
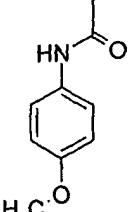
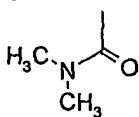
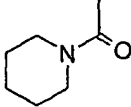
Examples 17 – 55

Example	Reagent	R	Measured Mass (M+H)
17	None	H	347.1506
18	Acetyl chloride		389.1625
19	Propionyl chloride		403.1834
20	Methyl chloroformate		405.1556
21	Cyclopropanecarbonyl chloride		415.1840
22	Butyryl chloride		417.1925
23	Cyclohexanecarbonyl chloride		457.2274

24	Hydrocinnamoyl chloride		479.2126
25	<i>o</i> -Anisoyl chloride		481.1924
26	<i>m</i> -Anisoyl chloride		481.1951
27	2-Chlorobenzoyl chloride		485.1414
28	3-Chlorobenzoyl chloride		485.1414
29	4-Chlorobenzoyl chloride		485.1433
30	Nicotinoyl chloride hydrochloride		452.1743
31	Picolinoyl chloride hydrochloride		452.1712
32	Methanesulfonyl chloride		425.1312

33	Ethanesulfonyl chloride		439.1498
34	1-Propanesulfonyl chloride		453.1635
35	Benzenesulfonyl chloride		487.1468
36	1-Methylimidazole-4-sulfonyl chloride		491.1534
37	3-Cyanobenzenesulfonyl chloride		512.1421
38	4-Cyanobenzenesulfonyl chloride		512.1395
39	3-Methoxybenzenesulfonyl chloride		517.1613
40	4-Methoxybenzenesulfonyl chloride		517.1620
41	2-Chlorobenzenesulfonyl chloride		521.1098

42	3-Chlorobenzenesulfonyl chloride		521.1101
43	4-Chlorobenzenesulfonyl chloride		521.1088
44	Cyclopropyl isothiocyanate		446.1678
45	Cyclopentyl isocyanate		458.2220
46	Cyclopropylmethyl isothiocyanate		460.1844
47	Phenyl isocyanate		466.1903
48	Cyclohexyl isocyanate		472.2347
49	Phenyl isothiocyanate		482.1696

50	2-Phenylethyl isocyanate		494.2235
51	2-Methoxyphenyl isocyanate		496.1979
52	3-Methoxyphenyl isocyanate		496.2054
53	4-Methoxyphenyl isocyanate		496.1994
54	<i>N,N</i> -Dimethylcarbamoyl chloride		418.1894
55	1-Piperidinecarbonyl chloride		458.2241

Examples 56 – 101

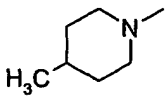
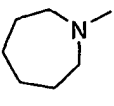
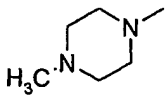
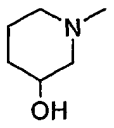
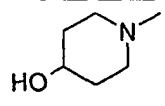
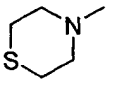
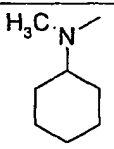
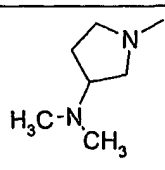
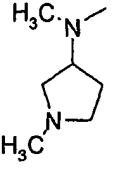
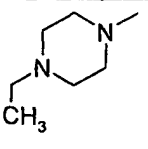
An amine (0.15 mmol, 1.5 equivalents) from the table below was added to a test tube containing 7-[2-(2-chloroethoxy)ethoxy]-2-propyl[1,3]thiazolo[4,5-*c*]quinolin-4-amine (prepared as described in Example 16, 37 mg, 0.10 mmol) and potassium carbonate (55 mg, 0.40 mmol) in DMA (1 mL). Each tube was capped and heated at 70 °C for 16

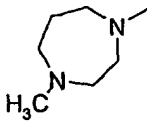
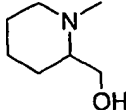
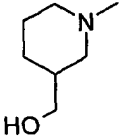
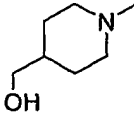
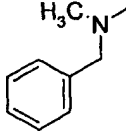
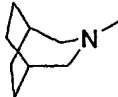
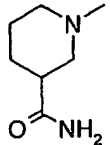
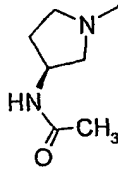
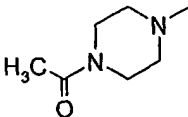
hours. An analysis by liquid chromatography/mass spectrometry (LC/MS) indicated the presence of starting material for Examples 59 and 74; therefore, each reaction was heated at 85 °C for six additional hours. Each reaction mixture was filtered, and the filter cake was washed with DMA (0.250 mL). The solvent was then removed from the filtrate by vacuum centrifugation. The compounds were purified using the method described in Examples 17 - 55. The table below shows the amine added to each test tube, the structure of the resulting compound, and the observed accurate mass for the isolated trifluoroacetate salt.

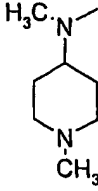
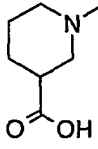
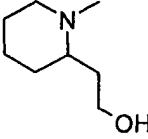
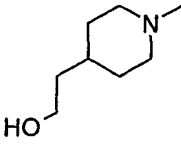
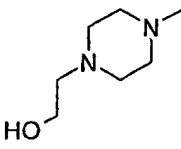
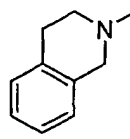
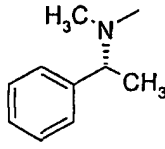
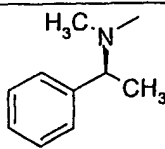
10

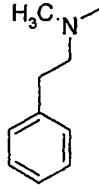
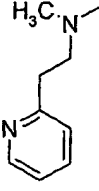
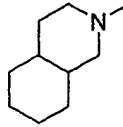
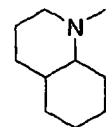
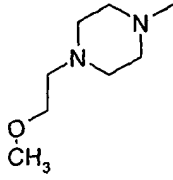
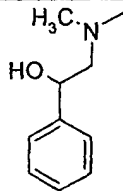
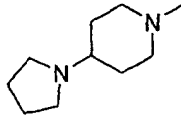
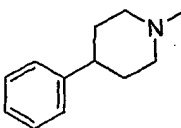
Examples 56 – 101

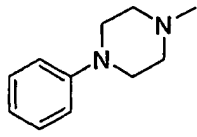
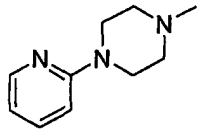
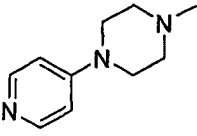
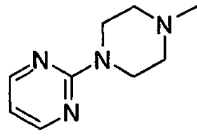
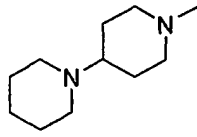
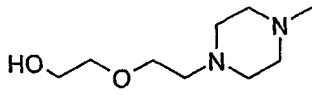
Example	Reagent	R	Measured Mass (M+H)
56	None	Cl	366.1057
57	Pyrrolidine		401.2044
58	Piperidine		415.2173
59	Morpholine		417.1958
60	3-Methylpiperidine		429.2318

61	4-Methylpiperidine		429.2327
62	Hexamethyleneimine		429.2340
63	1-Methylpiperazine		430.2311
64	3-Hydroxypiperidine		431.2148
65	4-Hydroxypiperidine		431.2130
66	Thiomorpholine		433.1730
67	<i>N</i> -Methylcyclohexylamine		443.2473
68	3-(Dimethylamino)pyrrolidine		444.2450
69	<i>N,N</i> -Dimethyl-3-aminopyrrolidine		444.2456
70	1-Ethylpiperazine		444.2440

71	<i>N</i> -Methylhomopiperazine		444.2461
72	2-Piperidinemethanol		445.2307
73	3-(Hydroxymethyl)piperidine		445.2292
74	4-(Hydroxymethyl)piperidine		445.2270
75	<i>N</i> -Methylbenzylamine		451.2189
76	3-Azabicyclo[3.2.2]nonane		455.2492
77	Nipecotamide		458.2202
78	(3 <i>S</i>)-(-)-3-Acetamidopyrrolidine		458.2253
79	1-Acetylpiperazine		458.2245

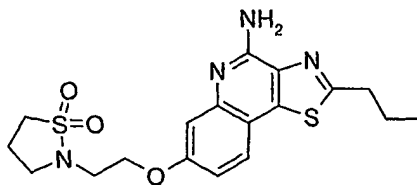
80	1-Methyl-4-(methylamino)piperidine		458.2549
81	Nipecotic acid		459.2078
82	2-Piperidineethanol		459.2423
83	4-Piperidineethanol		459.2415
84	<i>N</i> -(2-Hydroxyethyl)piperazine		460.2406
85	1,2,3,4-Tetrahydroisoquinoline		463.2170
86	(<i>R</i>)-(+)- <i>N</i> -Methyl-1-phenylethylamine		465.2357
87	(<i>S</i>)-(-)- <i>N</i> -Methyl-1-phenylethylamine		465.2369

88	<i>N</i> -Methylphenylethylamine		465.2354
89	2-(2-Methylaminoethyl)pyridine		466.2282
90	Decahydroisoquinoline		469.2622
91	Decahydroquinoline		469.2635
92	1-(2-Methoxyethyl)piperazine		474.2541
93	<i>alpha</i> -(Methylaminomethyl)benzyl alcohol		481.2299
94	4-(1-Pyrrolidinyl)piperidine		484.2756
95	4-Phenylpiperidine		491.2474

96	1-Phenylpiperazine		492.2400
97	1-(2-Pyridyl)piperazine		493.2390
98	1-(4-Pyridyl)-piperazine		493.2389
99	1-(2-Pyrimidyl)piperazine		494.2330
100	4-Piperidinopiperidine		498.2913
101	1-Hydroxyethylethoxypiperazine		504.2670

Example 102

7-[2-(1,1-Dioxidoisothiazolidin-2-yl)ethoxy]-2-propyl[1,3]thiazolo[4,5-c]quinolin-4-amine



5

Under a nitrogen atmosphere, 3-chloropropanesulfonyl chloride (0.30 mL, 2.4 mmol) was added dropwise to a solution of 7-(2-aminoethoxy)-2-propyl[1,3]thiazolo[4,5-c]quinolin-4-amine hydrochloride (0.75 g, 2.2 mmol), prepared as described in Example 13 Part A, and triethylamine (0.68 mL, 4.9 mmol) in chloroform (50 mL), and the heterogeneous reaction was stirred overnight at room temperature. An analysis by HPLC

10

indicated the presence of starting material, and additional triethylamine (0.68 mL, 4.9 mmol) was added. The resulting solution was stirred for 2.5 hours at room temperature, diluted with chloroform (100 mL), washed sequentially with water (50 mL) and brine (50 mL), dried over magnesium sulfate, filtered, and concentrated under reduced pressure to provide an orange solid. The solid was dissolved in DMF (15 mL), and the solution was heated to 50 °C under a nitrogen atmosphere. 1,8-Diazabicyclo[5.4.0]undec-7-ene (DBU) (0.42 mL, 2.8 mmol) was added in one portion, and the reaction was stirred at 50 °C for 2.75 hours. The DMF was removed under reduced pressure at 65 °C, and the residue was partitioned between chloroform (100 mL) and water (100 mL). The organic layer was separated and washed sequentially with water (50 mL) and brine (50 mL), dried over magnesium sulfate, filtered, and concentrated under reduced pressure. The crude product was purified by column chromatography using a HORIZON HPFC system (silica cartridge, eluting with 0 to 25% CMA in chloroform) followed by recrystallization from propyl acetate (25 mL for 0.35 g). The crystals were washed with cold propyl acetate and dried in a vacuum oven at 60 °C overnight to provide 0.156 g of 7-[2-(1,1-dioxidoisothiazolidin-2-yl)ethoxy]-2-propyl[1,3]thiazolo[4,5-c]quinolin-4-amine as a light yellow solid, mp 127-130 °C.

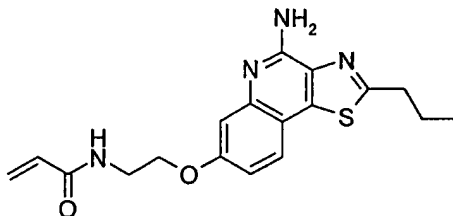
¹H NMR (500 MHz, d₆-DMSO) δ 7.68 (d, *J* = 8.9, 1H), 7.04 (d, *J* = 2.2, 1H), 6.91 (dd, *J* = 8.8, 2.5, 1H), 6.81 (s, 2H), 4.22 (t, *J* = 5.0, 2H), 3.37-3.28 (m, 4H), 3.19 (t, *J* = 7.6, 2H), 3.11 (t, *J* = 7.6, 2H), 2.24 (quintet, *J* = 7.0, 2H), 1.84 (sextet, *J* = 7.3, 2H), 1.00 (t, *J* = 7.6, 3H);

¹³C NMR (125 Hz, d₆-DMSO) δ 169.1, 158.7, 152.4, 146.5, 139.3, 136.0, 125.8, 113.2, 113.0, 107.4, 66.2, 47.7, 45.7, 43.8, 35.1, 22.8, 18.5, 13.4;

Anal. calcd for C₁₈H₂₂N₄O₃S₂: C, 53.18; H, 5.46; N, 13.78. Found: C, 53.27; H, 5.41; N, 13.66.

Example 103

N-{2-[(4-Amino-2-propyl[1,3]thiazolo[4,5-*c*]quinolin-7-yl)oxy]ethyl}acrylamide



Under a nitrogen atmosphere, 3-chloropropionyl chloride (0.28 mL, 2.9 mmol) was added dropwise to a solution of 7-(2-aminoethoxy)-2-propyl[1,3]thiazolo[4,5-*c*]quinolin-4-amine hydrochloride (0.90 g, 2.7 mmol), prepared as described in Example 13 Part A, and triethylamine (2.0 mL, 15 mmol) in chloroform (50 mL), and the solution was stirred for 3.5 hours at room temperature. The intermediate was isolated, dissolved in DMF, and treated with DBU (0.50 mL, 3.3 mmol), as described in Example 102 with the modification that the reaction with DBU was heated for 5.25 hours. After the work-up procedure, described in Example 102, the crude product was purified by column chromatography using a HORIZON HPFC system (silica cartridge, eluting with 0 to 28% CMA in chloroform) followed by recrystallization from acetonitrile (50 mL for 0.67 g). The crystals were washed with cold acetonitrile and dried in a vacuum oven at 60 °C overnight to provide 0.426 g of *N*-{2-[(4-amino-2-propyl[1,3]thiazolo[4,5-*c*]quinolin-7-yl)oxy]ethyl}acrylamide as a light yellow solid, mp 200-202 °C.

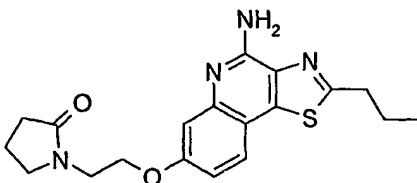
¹H NMR (500 MHz, d₆-DMSO) δ 7.51 (d, *J* = 8.9, 1H), 7.00 (d, *J* = 2.5, 1H), 6.86 (dd, *J* = 8.9, 2.5, 1H), 6.18 (dd, *J* = 17.0, 1.6, 1H), 6.09 (dd, *J* = 17.0, 10.7, 1H), 5.56 (dd, *J* = 10.1, 1.9, 1H), 4.08 (t, *J* = 5.3, 2H), 3.36-3.64 (m, 5H), 3.00 (t, *J* = 7.6, 2H), 1.83 (sextet, *J* = 7.3, 2H), 0.97 (t, *J* = 7.6, 3H);

¹³C NMR (125 Hz, d₆-DMSO) δ 170.3, 166.4, 159.4, 151.8, 145.3, 140.9, 136.0, 130.3, 126.5, 125.6, 114.0, 113.8, 107.1, 66.4, 38.7, 35.7, 23.0, 13.3;

Anal. calcd for C₁₈H₂₀N₄O₂S: C, 60.65; H, 5.66; N, 15.72. Found: C, 60.64; H, 5.60; N, 15.70.

Example 104

N-{2-[(4-Amino-2-propyl[1,3]thiazolo[4,5-*c*]quinolin-7-yl)oxy]ethyl}pyrrolidin-2-one



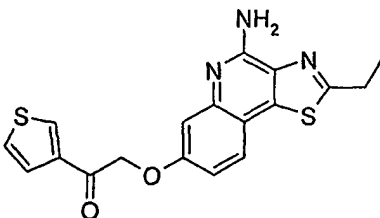
Under a nitrogen atmosphere, 4-chlorobutyryl chloride (0.30 mL, 2.6 mmol) was added dropwise to a solution of 7-(2-aminoethoxy)-2-propyl[1,3]thiazolo[4,5-*c*]quinolin-4-amine hydrochloride (0.81 g, 2.4 mmol), prepared as described in Example 13 Part A, and triethylamine (1.8 mL, 13 mmol) in chloroform (50 mL), and the solution was stirred for 2.5 hours at room temperature. The intermediate was isolated as an orange solid using the procedure described in Example 102. A solution of the orange solid in DMF (15 mL) was slowly added to a mixture of sodium hydride (120 mg of a 60% dispersion in mineral oil, 3.0 mmol) in DMF (5 mL) that had been cooled to 0 °C. The resulting mixture was stirred at 0 °C for 15 minutes, allowed to warm to room temperature, and stirred overnight. The DMF was removed under reduced pressure at 65 °C, and the residue was partitioned between chloroform (100 mL) and water (100 mL). The organic layer was separated and washed with brine (50 mL), dried over magnesium sulfate, filtered, and concentrated under reduced pressure. The crude product was purified by column chromatography using a HORIZON HPFC system (silica cartridge, eluting with 0 to 25% CMA in chloroform) followed by recrystallization from acetonitrile (25 mL for 0.37 g). The crystals were washed with cold acetonitrile and dried in a vacuum oven at 60 °C to provide 290 mg of *N*-{2-[(4-amino-2-propyl[1,3]thiazolo[4,5-*c*]quinolin-7-yl)oxy]ethyl}pyrrolidin-2-one as a light yellow solid, mp 163-166 °C.

¹H NMR (500 MHz, *d*₆-DMSO) δ 7.67 (d, *J* = 8.5, 1H), 7.04 (d, *J* = 2.5, 1H), 6.89 (dd, *J* = 8.9, 2.5, 1H), 6.81 (s, 2H), 4.17 (t, *J* = 5.7, 2H), 3.58 (t, *J* = 5.4, 2H), 3.47 (t, *J* = 6.9, 2H), 3.11 (t, *J* = 7.5, 2H), 2.21 (t, *J* = 7.8, 2H), 1.94 (quintet, *J* = 7.3, 2H), 1.84 (sextet, *J* = 7.2, 2H), 1.00 (t, *J* = 7.3, 3H);

¹³C NMR (125 Hz, *d*₆-DMSO) δ 174.1, 169.1, 158.8, 152.4, 146.5, 139.3, 136.0, 125.7, 113.2, 113.0, 107.4, 65.5, 47.3, 41.4, 35.1, 30.2, 22.7, 17.6, 13.4;

Anal. calcd for C₁₉H₂₂N₄O₂S: C, 61.60; H, 5.99; N, 15.12. Found: C, 61.38; H, 6.18; N, 15.23.

Example 105

2-[(4-Amino-2-ethyl[1,3]thiazolo[4,5-*c*]quinolin-7-yl)oxy]-1-thien-3-ylethanone

5

Part A

A Parr vessel was charged with 7-benzyloxy-3-nitroquinolin-7-ol (50.0 g, 169 mmol), anhydrous DMF (500 mL), and 5% platinum on carbon (5.0 g). The vessel was placed on Parr apparatus, evacuated, and charged with hydrogen gas (approximately 45 psi, 3.1×10^5 Pa). The reaction mixture was shaken overnight and filtered to remove the catalyst. To the resulting dark colored solution was added concentrated aqueous hydrochloric acid (14 mL of 12 N solution). A precipitate formed, and the reaction mixture was stirred over the weekend. The solid was collected by vacuum filtration, washed with diethyl ether (100 mL), and air-dried overnight to provide 44 g of 3-amino-7-benzyloxyquinolin-4-ol hydrochloride.

15

Part B

To a stirred solution of 3-amino-7-benzyloxyquinolin-4-ol hydrochloride (40.4 g, 133 mmol) and triethylamine (33.8 g, 334 mmol) in dichloromethane (1000 mL) at room temperature, was slowly added propionyl chloride (13.6 g, 147 mmol). After the reaction was stirred for six hours, water (250 mL) was added. The organic layer was separated and concentrated to provide 41.5 g of *N*-(7-benzyloxy-4-hydroxyquinolin-3-yl)propionamide as a pale tan, crystalline solid. MS (ACPI) m/z 323 ($M + H$)⁺.

20

Part C

To a stirred suspension of the material from Part B in pyridine (500 mL) was added phosphorus pentasulfide (28.6 g, 64.4 mmol). The reaction mixture was heated to reflux and became homogeneous and dark orange. The reaction was heated at reflux overnight and then allowed to cool to room temperature. Aqueous sodium carbonate (50 mL of 10% w/w) was slowly added. The resulting mixture was partitioned between water (200 mL)

25

and dichloromethane (700 mL). The aqueous layer was separated and extracted with dichloromethane (3 x 100 mL). The organic fractions were combined and concentrated under reduced pressure. The resulting tan solid was treated with boiling heptane (3 x 400 mL) and filtered. The heptane filtrates were combined and concentrated to provide 15 g of
5 7-benzyloxy-2-ethyl[1,3]thiazolo[4,5-*c*]quinoline as a pale yellow crystalline solid. MS (ACPI) $m/z=321$ (M + H)⁺.

Part D

mCPBA (16.15 g of 50% pure material, 47 mmol) was slowly added in small portions to a stirred solution of 7-benzyloxy-2-ethyl[1,3]thiazolo[4,5-*c*]quinoline (15.0 g,
10 46.8 mmol) in chloroform (150 mL). The reaction was stirred at room temperature overnight, washed with 10% aqueous sodium carbonate (2 x 50 mL), and concentrated under reduced pressure to provide 15.4 g of 7-benzyloxy-2-ethyl-5-oxido[1,3]thiazolo[4,5-*c*]quinoline as a light tan solid. MS (ACPI) $m/z=337$ (M + H)⁺.

Part E

15 Trichloroacetyl isocyanate (5.6 mL, 46.8 mmol) was slowly added to a vigorously stirred pale orange solution of 7-benzyloxy-2-ethyl-5-oxido[1,3]thiazolo[4,5-*c*]quinoline (15.0 g, 44.6 mmol) in dichloromethane (200 mL) at room temperature. The solution was maintained at room temperature for 18 hours, and then concentrated ammonium hydroxide solution (60 mL) was added. An off-white precipitate formed and was collected by
20 vacuum filtration. Recrystallization from acetonitrile provided 11.3 g of 7-benzyloxy-2-ethyl[1,3]thiazolo[4,5-*c*]quinolin-4-amine as a white crystalline solid, mp 208-209 °C. MS (APCI) m/z 336.1 (M + H)⁺; Anal. calcd for C₁₉H₁₇N₃OS: C, 68.03; H, 5.11; N, 12.53. Found: C, 67.45; H, 4.83; N, 12.41.

Part F

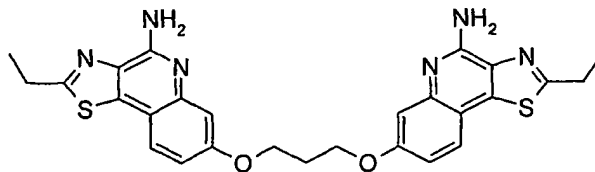
25 Hydrogen bromide in acetic acid (40 mL of 45% w/w) was added to 7-benzyloxy-2-ethyl[1,3]thiazolo[4,5-*c*]quinolin-4-amine (11.3 g, 33.7 mmol), and the resulting solution was heated at 65 °C for two hours and then cooled in an ice bath. Aqueous sodium hydroxide (50% w/w solution) was added slowly to adjust the solution to pH 7, and a pale yellow-green solid formed. The solid was isolated by filtration and air-dried to
30 provide 8.4 g of 4-amino-2-ethyl[1,3]thiazolo[4,5-*c*]quinolin-7-ol. MS (APCI) m/z 246.0 (M + H)⁺.

Part G

A mixture of 4-amino-2-ethyl[1,3]thiazolo[4,5-*c*]quinolin-7-ol (245 mg, 1.0 mmol), cesium carbonate (1.3 g, 4.0 mmol), and DMF (20 mL) was stirred at 75 °C for ten minutes. 2-Bromo-1-(3-thienyl)-1-ethanone (225 mg, 1.1 mmol) was added in portions
5 over a period of 30 minutes. The reaction mixture was stirred for two hours, allowed to cool, and diluted with water (250 mL). A precipitate formed. The mixture was stirred for one hour, and the solid was isolated by filtration. The isolated solid was rinsed with water and then dried to provide a brown powder. This material was dissolved in dichloromethane and then purified by column chromatography using a HORIZON HPFC
10 system (silica cartridge, eluting with a gradient of 0% to 20 % CMA in chloroform over 700 mL and then with 200 mL of 20 % CMA in chloroform.) The resulting solid was recrystallized from acetonitrile to provide 115 mg of 2-[(4-amino-2-ethyl[1,3]thiazolo[4,5-*c*]quinolin-7-yl)oxy]-1-thien-3-ylethanone as an off-white solid, mp 202.0-203.0 °C. MS (ESI) *m/z* 370 (M + H)⁺;
15 Anal. calcd for C₁₈H₁₅N₃O₂S₂: C, 58.52; H, 4.09; N, 11.37. Found C, 58.44; H, 3.91; N, 11.32.

Example 106

20 7-{3-[(4-Amino-2-ethyl[1,3]thiazolo[4,5-*c*]quinolin-7-yl)oxy]propoxy}-2-ethyl[1,3]thiazolo[4,5-*c*]quinolin-4-amine



Part A

A mixture of 4-amino-2-ethyl[1,3]thiazolo[4,5-*c*]quinolin-7-ol (1.00 g, 4.08 mmol), cesium carbonate (5.30 g, 16.3 mmol), and DMF (40 mL) was stirred at 50 °C for
25 ten minutes. A solution of 1-bromo-3-chloropropane (705 mg, 4.48 mmol) in DMF (1.1 mL) was added in portions (0.05 mL) every seven minutes. After two hours, the reaction mixture was poured into water (225 mL). The mixture was stirred for 30 minutes and then filtered. The isolated solid was dried to provide 785 mg of 7-(3-chloropropoxy)-2-ethyl[1,3]thiazolo[4,5-*c*]quinolin-4-amine as a brown solid.

Part B

A solution of 7-(3-chloropropoxy)-2-ethyl[1,3]thiazolo[4,5-*c*]quinolin-4-amine (684 mg, 2.12 mmol) in DMF (20 mL) was heated to 110 °C. Sodium azide (151 mg, 2.33 mol) was added in a single portion. After one hour the reaction mixture was poured into water (100 mL). The mixture was extracted with chloroform (3 x 100 mL). The combined extracts were concentrated under reduced pressure. The residue was dissolved in chloroform and purified by column chromatography using a HORIZON HPFC system (eluting with a gradient of 0% to 20% CMA in chloroform over 700 mL and then with 20 % CMA in chloroform for 600 mL). The major product isolated from the column fractions was 7-(3-azidopropoxy)-2-ethylthiazolo[4,5-*c*]quinolin-4-amine (400 mg). A second product isolated from the column was triturated with hot acetonitrile containing a small amount of methanol, and the mixture was allowed to cool to room temperature. The resulting solid was isolated by filtration to provide 75 mg of 7-{3-[(4-amino-2-ethyl[1,3]thiazolo[4,5-*c*]quinolin-7-yl)oxy]propoxy}-2-ethyl[1,3]thiazolo[4,5-*c*]quinolin-4-amine as an off-white solid, mp 242.0-243.0 °C.

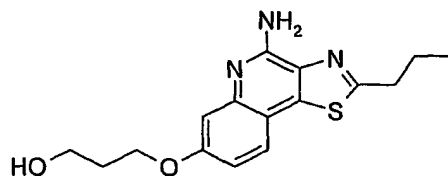
MS (APCI) m/z 531 ($M + H$)⁺;

Anal. calcd for C₂₇H₂₆N₆O₂S₂: C, 61.11; H, 4.94; N, 15.84. Found C, 60.90; H, 4.72; N, 15.71.

20

Example 107

3-[(4-Amino-2-propyl[1,3]thiazolo[4,5-*c*]quinolin-7-yl)oxy]propan-1-ol



A mixture of 4-amino-2-ethyl[1,3]thiazolo[4,5-*c*]quinolin-7-ol acetic acid salt (see Parts A through J of Example 1) (0.640 g, 2.01 mmol), cesium carbonate (2.6 g, 8.0 mmol), and DMF (20 mL) was stirred at 75 °C for ten minutes. A solution of 1-bromo-3-chloropropane (0.350 g, 2.21 mmol) in DMF (10 mL) was added dropwise over a period of 30 minutes. The reaction was stirred at 75 °C for three hours, allowed to cool to room temperature, and poured into deionized water (200 mL). Brine (25 mL) was added, and a precipitate formed. The resulting mixture was stirred for one hour, and the solid was then

collected by filtration. The solid was stirred in a mixture of potassium carbonate and methanol overnight, and the mixture was then filtered through a 0.2 micron TEFLON filter. Chloroform was added during the filtration. The filtrate was concentrated under reduced pressure, and the residue was partitioned between chloroform and water. The organic fraction was concentrated under reduced pressure, and the residue was purified by column chromatography using a HORIZON HPFC system (eluting with a gradient of 0% to 20% CMA in chloroform over 900 mL and then with 20 % CMA in chloroform for 500 mL). The resulting solid (400 mg) was recrystallized from acetonitrile to provide 100 mg of 3-[(4-amino-2-propyl[1,3]thiazolo[4,5-*c*]quinolin-7-yl)oxy]propan-1-ol as an off-white solid, mp 157.0-160.0 °C.

MS (APCI) m/z 318 (M + H)⁺;
Anal. calcd for C₁₆H₁₉N₃O₂S: C, 60.55; H, 6.03; N, 13.24. Found C, 60.32; H, 5.97; N, 13.33.

Examples 108 - 127

Part A

A solution of 4-hydroxypiperidine (10.00 g, 98.86 mmol), triethylamine (27.55 mL, 197.7 mmol), and dichloromethane (100 mL) was cooled to approximately 0 °C under a nitrogen atmosphere. Di-*tert*-butyl dicarbonate (23.73 g, 108.7 mmol) was added over a period of five minutes. The reaction was allowed to warm to room temperature slowly and stirred overnight and then added slowly with vigorous stirring to a cold (0 °C) solution of acetic acid (50 mL of 15% w/w in water). The organic layer was separated and washed sequentially with 15% w/w acetic acid in water (50 mL) and saturated aqueous sodium bicarbonate (3 x 33 mL), dried over sodium sulfate, filtered, and concentrated under reduced pressure to provide *tert*-butyl 4-hydroxypiperidine-1-carboxylate as a golden oil that slowly solidified to an off-white solid.

Part B

A solution of diisopropyl diazodicarboxylate (4.63 mL, 23.5 mmol) was added dropwise over a period of two minutes to a solution of 2-propyl[1,3]thiazolo[4,5-*c*]quinolin-7-ol (prepared as described in Parts A through C of Example 4, 5.00 g, 20.5 mmol), *tert*-butyl 4-hydroxypiperidine-1-carboxylate (4.74 g, 23.5 mmol), and triphenylphosphine (6.16 g, 23.5 mmol) in tetrahydrofuran (150 mL) at 0 °C. The

resulting solution was allowed to warm to room temperature and stirred for 15 hours. A precipitate was present and was removed by filtration. The filtrate was concentrated under reduced pressure. The crude product was purified by column chromatography using a HORIZON HPFC system (silica cartridge, eluting with 5% CMA in chloroform). The resulting oil was treated with boiling *tert*-butyl methyl ether, and a precipitate formed. The precipitate was removed by filtration, and the filtrate was concentrated under reduced pressure. The residue was recrystallized from methanol to provide 3.76 g *tert*-butyl 4-[(2-propyl[1,3]thiazolo[4,5-*c*]quinolin-7-yl)oxy]piperidine-1-carboxylate as a white solid. The mother liquor was concentrated under reduced pressure to provide an additional 6.24 g of product containing some triphenylphosphine oxide.

Part C

mCPBA (1.97 g of 70% pure material, 11 mmol) was added to a solution of *tert*-butyl 4-[(2-propyl[1,3]thiazolo[4,5-*c*]quinolin-7-yl)oxy]piperidine-1-carboxylate (3.76 g, 8.79 mmol), and the reaction was stirred at room temperature for 1.5 hours. An analysis by LC/MS indicated the presence of starting material, and additional mCPBA (250 mg) was added. The reaction was stirred at room temperature for an additional 1.5 hours; diluted with chloroform (20 mL); washed sequentially with aqueous sodium carbonate (20 mL of 10% w/w), water (20 mL), and brine (20 mL); dried over sodium sulfate; filtered; and concentrated under reduced pressure to provide *tert*-butyl 4-[(5-oxido-2-propyl[1,3]thiazolo[4,5-*c*]quinolin-7-yl)oxy]piperidine-1-carboxylate as a light yellow solid.

Part D

A solution of the material from Part C in 1,2-dichloroethane (60 mL) was heated to 65 °C in a pressure vessel. Aqueous ammonium hydroxide (20 mL of 30% w/w) and *p*-toluenesulfonyl chloride (1.76 g, 9.23 mmol) were quickly added, and the vessel was sealed and heated at 70 °C for 15 hours and allowed to cool to room temperature. The organic layer was separated and washed sequentially with aqueous sodium carbonate (20 mL of 10% w/w) and water (20 mL). The combined aqueous fractions were extracted with chloroform (20 mL). The combined organic fractions were washed with brine (25 mL), dried over sodium sulfate, filtered, and concentrated under reduced pressure. The crude product was purified by column chromatography using a HORIZON HPFC system (silica cartridge, eluting with 0% to 10% CMA in chloroform) to provide 2.07 g of *tert*-

butyl 4-[(4-amino-2-propyl[1,3]thiazolo[4,5-*c*]quinolin-7-yl)oxy]piperidine-1-carboxylate as a yellow solid.

Part E


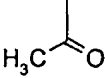
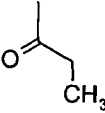
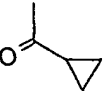
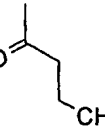
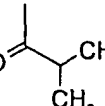
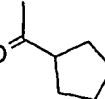
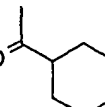
A solution of hydrogen chloride (8 mL of 3.0 M in ethanol) was added to a solution of *tert*-butyl 4-[(4-amino-2-propyl[1,3]thiazolo[4,5-*c*]quinolin-7-yl)oxy]piperidine-1-carboxylate (2.07 g, 4.68 mmol) in ethanol (16 mL), and the resulting solution was heated at 100 °C for 30 minutes. A precipitate formed, and the mixture was allowed to cool to room temperature and diluted with diethyl ether (25 mL). The precipitate was collected by filtration, washed with diethyl ether, and dried under vacuum overnight. The solid was suspended in a small volume of water, and the suspension was cooled to approximately 0 °C and adjusted to approximately pH 10 with the addition of 50% w/w aqueous sodium hydroxide. A yellow precipitate formed and was collected by filtration, washed with water, and dried overnight under vacuum. The solid was purified by column chromatography using a HORIZON HPFC system (silica cartridge, eluting with 0% to 15% CMA in chloroform) followed by recrystallization from acetonitrile. The crystals were dried to provide 7-(piperidin-4-yloxy)-2-propyl[1,3]thiazolo[4,5-*c*]quinolin-4-amine as yellow crystals.

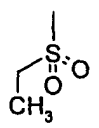
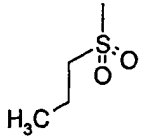
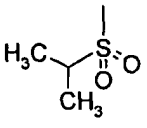
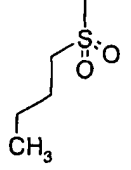
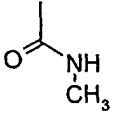
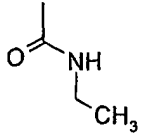
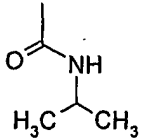
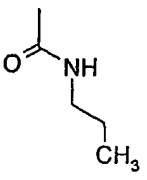
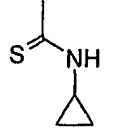
¹H NMR (300 MHz, DMSO-*d*₆) δ 7.65 (d, *J* = 8.7 Hz, 1 H), 7.03 (d, *J* = 2.4 Hz, 1 H), 6.90 (dd, *J* = 8.7, 2.4 Hz, 1 H), 6.77 (s, 2 H), 4.54-4.46 (m, 1 H), 3.12 (t, *J* = 7.3 Hz, 2 H), 2.99-2.92 (m, 2 H), 2.64-2.55 (m, 2 H), 1.99-1.93 (m, 3 H), 1.85 (q, *J* = 7.4 Hz, 2 H), 1.54-1.42 (m, 2 H), 1.01 (t, *J* = 7.3 Hz, 3 H); MS (APCI) *m/z* 343.16 (M + H)⁺.

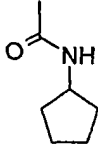
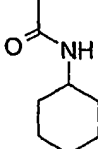
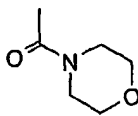
Part F

A reagent from the table below (1.1 equivalents, 0.11 mmol) was added to a test tube containing a solution of 7-(piperidin-4-yloxy)-2-propyl[1,3]thiazolo[4,5-*c*]quinolin-4-amine (34 mg, 0.10 mmol) and *N,N*-diisopropylethylamine (35 μL, 0.20 mmol) in DMA (1 mL). Each test tube was capped and vortexed overnight. Water (100 μL) was added to each test tube, and then the solvent was removed by vacuum centrifugation. The compounds were purified by prep HPLC according to the method described in Examples 17 - 55. The table below shows the acid chloride, sulfonyl chloride, or isocyanate used for each example, the structure of the resulting compound, and the observed accurate mass for the isolated trifluoroacetate salt.

Examples 108 - 127

Example	Reagent	R	Measured Mass (M+H)
108	None		343.1575
109	Acetyl chloride		385.1675
110	Propionyl chloride		399.1830
111	Cyclopropanecarbonyl chloride		411.1852
112	Butyryl chloride		413.1994
113	Isobutyryl chloride		413.1981
114	Cyclopentanecarbonyl chloride		439.2160
115	Cyclohexanecarbonyl chloride		453.2302

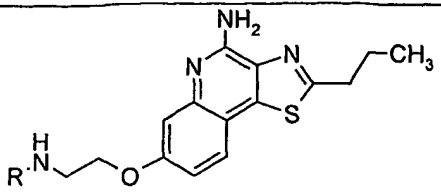
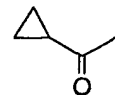
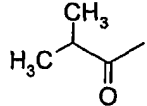
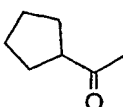
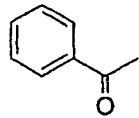
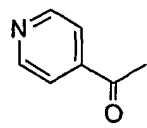
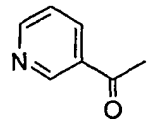
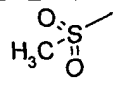
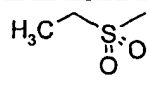
116	Ethanesulfonyl chloride		435.1503
117	1-Propanesulfonyl chloride		449.1667
118	Isopropylsulfonyl chloride		449.1693
119	1-Butanesulfonyl chloride		463.1841
120	Methyl isocyanate		400.1782
121	Ethyl isocyanate		414.1935
122	Isopropyl isocyanate		428.2093
123	<i>n</i> -Propyl isocyanate		428.2105
124	Cyclopropyl isothiocyanate		442.1723

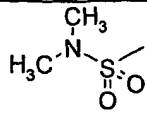
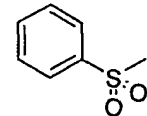
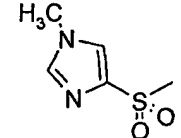
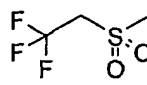
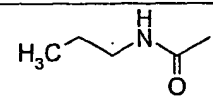
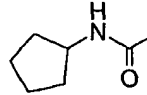
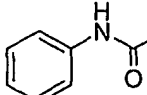
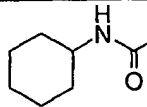
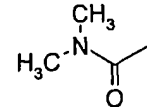
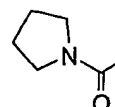
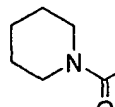
125	Cyclopentyl isocyanate		454.2264
126	Cyclohexyl isocyanate		468.2426
127	4-Morpholinylcarbonyl chloride		456.2072

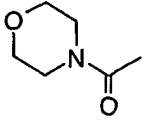
Examples 128 – 148

A reagent from the table below (1.1 equivalents, 0.11 mmol) was added to a test tube containing a solution of 7-(2-aminoethoxy)-2-propyl[1,3]thiazolo[4,5-*c*]quinolin-4-amine hydrochloride, prepared as described in Example 13, Part A, (33.3 mg, 0.10 mmol) and *N,N*-diisopropylethylamine (85 μ L, 0.49 mmol) in DMA (1 mL). Each test tube was capped and vortexed overnight. Water (two drops) was added to each test tube, and then the solvent was removed by vacuum centrifugation. The compounds were purified by prep HPLC according to the method described in Examples 17 - 55. The table below shows the acid chloride, sulfonyl chloride, or isocyanate used for each example, the structure of the resulting compound, and the observed accurate mass for the isolated trifluoroacetate salt.

Examples 128 – 148

			
Example	Reagent	R	Measured Mass (M+H)
128	None	H ⁺	303.1298
129	Cyclopropanecarbonyl chloride		371.1510
130	Isobutyryl chloride		373.1663
131	Cyclopentanecarbonyl chloride		399.1880
132	Benzoyl chloride		407.1519
133	Isonicotinoyl chloride hydrochloride		408.1518
134	Nicotinoyl chloride hydrochloride		408.1521
135	Methanesulfonyl chloride		381.1058
136	Ethanesulfonyl chloride		395.1172


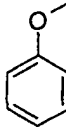
137	Dimethylsulfamoyl chloride		410.1331
138	Benzenesulfonyl chloride		443.1214
139	1-Methylimidazole-4-sulfonyl chloride		447.1289
140	2,2,2-Trifluoroethanesulfonyl chloride		449.0932
141	<i>n</i> -Propyl isocyanate		388.1840
142	Cyclopentyl isocyanate		414.1980
143	Phenyl isocyanate		422.1646
144	Cyclohexyl isocyanate		428.2161
145	<i>N,N</i> -Dimethylcarbamoyl chloride		374.1687
146	1-Pyrrolidinecarbonyl chloride		400.1770
147	1-Piperidinecarbonyl chloride		414.1926

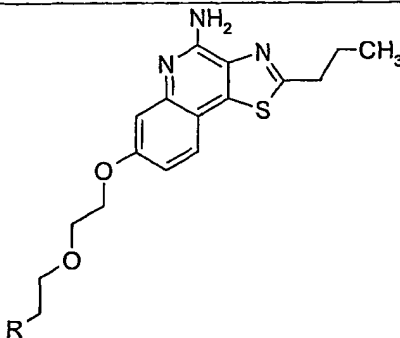
148	4-Morpholinylcarbonyl chloride		416.1797
-----	--------------------------------	--	----------

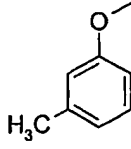
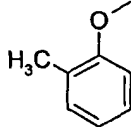
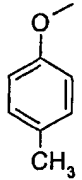
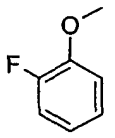
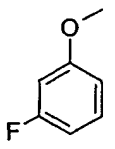
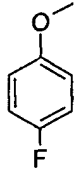
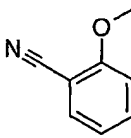
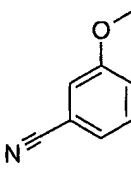
Examples 149 - 189

A phenol (0.165 mmol, 1.5 equivalents) from the table below was added to a test tube containing 7-[2-(2-chloroethoxy)ethoxy]-2-propyl[1,3]thiazolo[4,5-*c*]quinolin-4-amine (prepared as described in Example 16, 40.3 mg, 0.11 mmol) and potassium carbonate (55 mg, 0.40 mmol) in DMA (1 mL). Each tube was capped and heated at 85 °C overnight. Each reaction mixture was filtered, and the filter cake was washed with DMA (0.200 mL). The solvent was then removed from the filtrate by vacuum centrifugation. The compounds were purified using the method described in Examples 17 - 55. The table below shows the phenol added to each test tube, the structure of the resulting compound, and the observed accurate mass for the isolated trifluoroacetate salt.

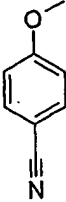
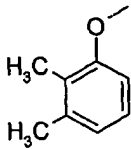
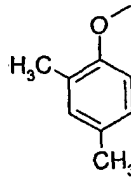
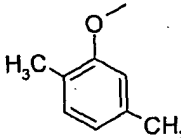
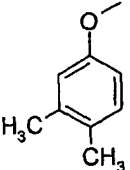
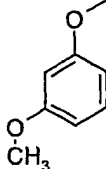
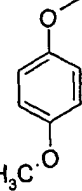
Examples 149 - 189

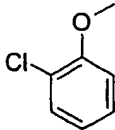
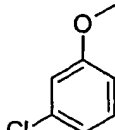
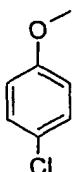
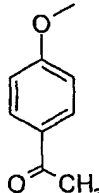
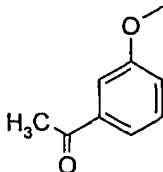
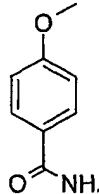
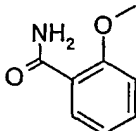
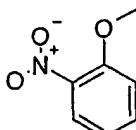
Example	Reagent	R	Measured Mass (M+H)
16	None		366.1035
149	Phenol		424.1713

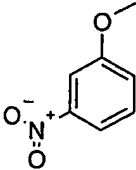
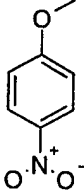
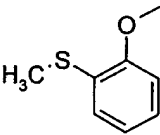
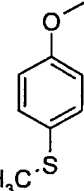
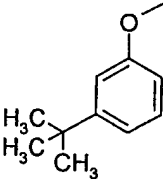
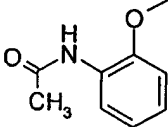
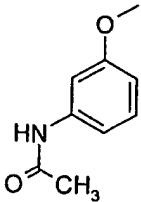


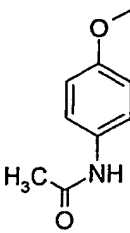
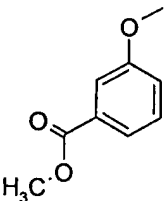
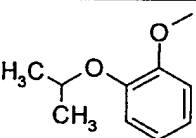
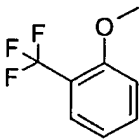
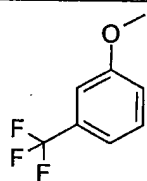
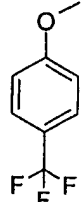
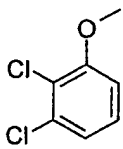
150	<i>m</i> -Cresol		438.1844
151	<i>o</i> -Cresol		438.1863
152	<i>p</i> -Cresol		438.1847
153	2-Fluorophenol		442.1598
154	3-Fluorophenol		442.1601
155	4-Fluorophenol		442.1590
156	2-Cyanophenol		449.1609
157	3-Cyanophenol		449.1630

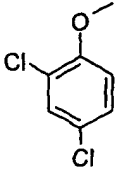
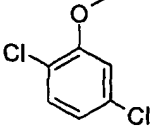
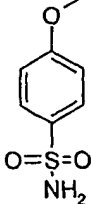
PCT/US06/04391

158	4-Cyanophenol		449.1649
159	2,3-Dimethylphenol		452.2024
160	2,4-Dimethylphenol		452.2026
161	2,5-Dimethylphenol		452.1971
162	3,4-Dimethylphenol		452.1993
163	3-Methoxyphenol		454.1823
164	4-Methoxyphenol		454.1813

165	2-Chlorophenol		458.1309
166	3-Chlorophenol		458.1305
167	4-Chlorophenol		458.1325
168	4'-Hydroxyacetophenone		466.1804
169	3'-Hydroxyacetophenone		466.1821
170	4-Hydroxybenzamide		467.1742
171	Salicylamide		467.1720
172	2-Nitrophenol		469.1570

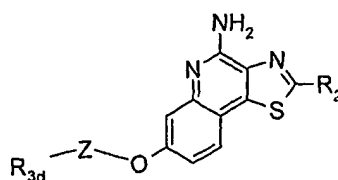
173	3-Nitrophenol		469.1559
174	4-Nitrophenol		469.1566
175	(2-Hydroxy)thioanisole		470.1526
176	4-(Methylmercapto)phenol		470.1615
177	3- <i>tert</i> -Butylphenol		480.2295
178	2-Acetamidophenol		481.1928
179	3-Acetamidophenol		481.1924

180	4-Acetamidophenol		481.1940
181	Methyl 3-hydroxybenzoate		482.1783
182	2-Isopropoxyphenol		482.2131
183	2-Hydroxybenzotrifluoride		492.1588
184	3-Hydroxybenzotrifluoride		492.1577
185	4-Hydroxybenzotrifluoride		492.1598
186	2,3-Dichlorophenol		492.0910

187	2,4-Dichlorophenol		492.0929
188	2,5-Dichlorophenol		492.0930
189	4-Hydroxybenzenesulfonamide		503.1436

Exemplary Compounds

Certain exemplary compounds, including some of those described above in the Examples, have the following Formula (IId) and the following Z, R_{3d}, and R₂, substituents, wherein each line of the table is matched with Formula IId to represent a specific embodiment of the invention.



IId

10

Z	R _{3d}	R ₂
-CH ₂ CH ₂ -	(methylsulfonyl)amino	ethyl
-CH ₂ CH ₂ -	(methylsulfonyl)amino	propyl
-CH ₂ CH ₂ -	(methylsulfonyl)amino	butyl
-CH ₂ CH ₂ -	(methylsulfonyl)amino	2-methoxyethyl
-CH ₂ CH ₂ -	(methylsulfonyl)amino	ethoxymethyl

-CH ₂ CH ₂ -	pyrrolidin-1-yl	ethyl
-CH ₂ CH ₂ -	pyrrolidin-1-yl	propyl
-CH ₂ CH ₂ -	pyrrolidin-1-yl	butyl
-CH ₂ CH ₂ -	pyrrolidin-1-yl	2-methoxyethyl
-CH ₂ CH ₂ -	pyrrolidin-1-yl	ethoxymethyl
-CH ₂ CH ₂ -	morpholin-4-yl	ethyl
-CH ₂ CH ₂ -	morpholin-4-yl	propyl
-CH ₂ CH ₂ -	morpholin-4-yl	butyl
-CH ₂ CH ₂ -	morpholin-4-yl	2-methoxyethyl
-CH ₂ CH ₂ -	morpholin-4-yl	ethoxymethyl
-CH ₂ CH ₂ -	piperidin-1-yl	ethyl
-CH ₂ CH ₂ -	piperidin-1-yl	propyl
-CH ₂ CH ₂ -	piperidin-1-yl	butyl
-CH ₂ CH ₂ -	piperidin-1-yl	2-methoxyethyl
-CH ₂ CH ₂ -	piperidin-1-yl	ethoxymethyl
-CH ₂ CH ₂ -	azepan-1-yl	ethyl
-CH ₂ CH ₂ -	azepan-1-yl	propyl
-CH ₂ CH ₂ -	azepan-1-yl	butyl
-CH ₂ CH ₂ -	azepan-1-yl	2-methoxyethyl
-CH ₂ CH ₂ -	azepan-1-yl	ethoxymethyl
-CH ₂ CH ₂ -	4-ethylpiperazin-1-yl	ethyl
-CH ₂ CH ₂ -	4-ethylpiperazin-1-yl	propyl
-CH ₂ CH ₂ -	4-ethylpiperazin-1-yl	butyl
-CH ₂ CH ₂ -	4-ethylpiperazin-1-yl	2-methoxyethyl
-CH ₂ CH ₂ -	4-ethylpiperazin-1-yl	ethoxymethyl
-CH ₂ CH ₂ -	4-acetylpiperazin-1-yl	ethyl
-CH ₂ CH ₂ -	4-acetylpiperazin-1-yl	propyl
-CH ₂ CH ₂ -	4-acetylpiperazin-1-yl	butyl
-CH ₂ CH ₂ -	4-acetylpiperazin-1-yl	2-methoxyethyl
-CH ₂ CH ₂ -	4-acetylpiperazin-1-yl	ethoxymethyl
-CH ₂ CH ₂ -	4-(2-hydroxyethyl)piperazin-1-yl	ethyl

-CH ₂ CH ₂ -	4-(2-hydroxyethyl)piperazin-1-yl	propyl
-CH ₂ CH ₂ -	4-(2-hydroxyethyl)piperazin-1-yl	butyl
-CH ₂ CH ₂ -	4-(2-hydroxyethyl)piperazin-1-yl	2-methoxyethyl
-CH ₂ CH ₂ -	4-(2-hydroxyethyl)piperazin-1-yl	ethoxymethyl
-CH ₂ CH ₂ -	3,4-dihydroisoquinolin-2(1 <i>H</i>)-yl	ethyl
-CH ₂ CH ₂ -	3,4-dihydroisoquinolin-2(1 <i>H</i>)-yl	propyl
-CH ₂ CH ₂ -	3,4-dihydroisoquinolin-2(1 <i>H</i>)-yl	butyl
-CH ₂ CH ₂ -	3,4-dihydroisoquinolin-2(1 <i>H</i>)-yl	2-methoxyethyl
-CH ₂ CH ₂ -	3,4-dihydroisoquinolin-2(1 <i>H</i>)-yl	ethoxymethyl
-CH ₂ CH ₂ -	4-methyl-1,4-diazepan-1-yl	ethyl
-CH ₂ CH ₂ -	4-methyl-1,4-diazepan-1-yl	propyl
-CH ₂ CH ₂ -	4-methyl-1,4-diazepan-1-yl	butyl
-CH ₂ CH ₂ -	4-methyl-1,4-diazepan-1-yl	2-methoxyethyl
-CH ₂ CH ₂ -	4-methyl-1,4-diazepan-1-yl	ethoxymethyl
-CH ₂ CH ₂ -	4-pyrimidin-2-ylpiperazin-1-yl	ethyl
-CH ₂ CH ₂ -	4-pyrimidin-2-ylpiperazin-1-yl	propyl
-CH ₂ CH ₂ -	4-pyrimidin-2-ylpiperazin-1-yl	butyl
-CH ₂ CH ₂ -	4-pyrimidin-2-ylpiperazin-1-yl	2-methoxyethyl
-CH ₂ CH ₂ -	4-pyrimidin-2-ylpiperazin-1-yl	ethoxymethyl
-CH ₂ CH ₂ CH ₂ -	(methylsulfonyl)amino	ethyl
-CH ₂ CH ₂ CH ₂ -	(methylsulfonyl)amino	propyl
-CH ₂ CH ₂ CH ₂ -	(methylsulfonyl)amino	butyl
-CH ₂ CH ₂ CH ₂ -	(methylsulfonyl)amino	2-methoxyethyl
-CH ₂ CH ₂ CH ₂ -	(methylsulfonyl)amino	ethoxymethyl
-CH ₂ CH ₂ CH ₂ -	pyrrolidin-1-yl	ethyl
-CH ₂ CH ₂ CH ₂ -	pyrrolidin-1-yl	propyl
-CH ₂ CH ₂ CH ₂ -	pyrrolidin-1-yl	butyl
-CH ₂ CH ₂ CH ₂ -	pyrrolidin-1-yl	2-methoxyethyl
-CH ₂ CH ₂ CH ₂ -	pyrrolidin-1-yl	ethoxymethyl
-CH ₂ CH ₂ CH ₂ -	morpholin-4-yl	ethyl
-CH ₂ CH ₂ CH ₂ -	morpholin-4-yl	propyl

-CH ₂ CH ₂ CH ₂ -	morpholin-4-yl	butyl
-CH ₂ CH ₂ CH ₂ -	morpholin-4-yl	2-methoxyethyl
-CH ₂ CH ₂ CH ₂ -	morpholin-4-yl	ethoxymethyl
-CH ₂ CH ₂ CH ₂ -	piperidin-1-yl	ethyl
-CH ₂ CH ₂ CH ₂ -	piperidin-1-yl	propyl
-CH ₂ CH ₂ CH ₂ -	piperidin-1-yl	butyl
-CH ₂ CH ₂ CH ₂ -	piperidin-1-yl	2-methoxyethyl
-CH ₂ CH ₂ CH ₂ -	piperidin-1-yl	ethoxymethyl
-CH ₂ CH ₂ CH ₂ -	azepan-1-yl	ethyl
-CH ₂ CH ₂ CH ₂ -	azepan-1-yl	propyl
-CH ₂ CH ₂ CH ₂ -	azepan-1-yl	butyl
-CH ₂ CH ₂ CH ₂ -	azepan-1-yl	2-methoxyethyl
-CH ₂ CH ₂ CH ₂ -	azepan-1-yl	ethoxymethyl
-CH ₂ CH ₂ CH ₂ -	4-ethylpiperazin-1-yl	ethyl
-CH ₂ CH ₂ CH ₂ -	4-ethylpiperazin-1-yl	propyl
-CH ₂ CH ₂ CH ₂ -	4-ethylpiperazin-1-yl	butyl
-CH ₂ CH ₂ CH ₂ -	4-ethylpiperazin-1-yl	2-methoxyethyl
-CH ₂ CH ₂ CH ₂ -	4-ethylpiperazin-1-yl	ethoxymethyl
-CH ₂ CH ₂ CH ₂ -	4-acetylpiperazin-1-yl	ethyl
-CH ₂ CH ₂ CH ₂ -	4-acetylpiperazin-1-yl	propyl
-CH ₂ CH ₂ CH ₂ -	4-acetylpiperazin-1-yl	butyl
-CH ₂ CH ₂ CH ₂ -	4-acetylpiperazin-1-yl	2-methoxyethyl
-CH ₂ CH ₂ CH ₂ -	4-acetylpiperazin-1-yl	ethoxymethyl
-CH ₂ CH ₂ CH ₂ -	4-(2-hydroxyethyl)piperazin-1-yl	ethyl
-CH ₂ CH ₂ CH ₂ -	4-(2-hydroxyethyl)piperazin-1-yl	propyl
-CH ₂ CH ₂ CH ₂ -	4-(2-hydroxyethyl)piperazin-1-yl	butyl
-CH ₂ CH ₂ CH ₂ -	4-(2-hydroxyethyl)piperazin-1-yl	2-methoxyethyl
-CH ₂ CH ₂ CH ₂ -	4-(2-hydroxyethyl)piperazin-1-yl	ethoxymethyl
-CH ₂ CH ₂ CH ₂ -	3,4-dihydroisoquinolin-2(1 <i>H</i>)-yl	ethyl
-CH ₂ CH ₂ CH ₂ -	3,4-dihydroisoquinolin-2(1 <i>H</i>)-yl	propyl
-CH ₂ CH ₂ CH ₂ -	3,4-dihydroisoquinolin-2(1 <i>H</i>)-yl	butyl

-CH ₂ CH ₂ CH ₂ -	3,4-dihydroisoquinolin-2(1 <i>H</i>)-yl	2-methoxyethyl
-CH ₂ CH ₂ CH ₂ -	3,4-dihydroisoquinolin-2(1 <i>H</i>)-yl	ethoxymethyl
-CH ₂ CH ₂ CH ₂ -	4-methyl-1,4-diazepan-1-yl	ethyl
-CH ₂ CH ₂ CH ₂ -	4-methyl-1,4-diazepan-1-yl	propyl
-CH ₂ CH ₂ CH ₂ -	4-methyl-1,4-diazepan-1-yl	butyl
-CH ₂ CH ₂ CH ₂ -	4-methyl-1,4-diazepan-1-yl	2-methoxyethyl
-CH ₂ CH ₂ CH ₂ -	4-methyl-1,4-diazepan-1-yl	ethoxymethyl
-CH ₂ CH ₂ CH ₂ -	4-pyrimidin-2-ylpiperazin-1-yl	ethyl
-CH ₂ CH ₂ CH ₂ -	4-pyrimidin-2-ylpiperazin-1-yl	propyl
-CH ₂ CH ₂ CH ₂ -	4-pyrimidin-2-ylpiperazin-1-yl	butyl
-CH ₂ CH ₂ CH ₂ -	4-pyrimidin-2-ylpiperazin-1-yl	2-methoxyethyl
-CH ₂ CH ₂ CH ₂ -	4-pyrimidin-2-ylpiperazin-1-yl	ethoxymethyl
-CH ₂ CH ₂ CH ₂ CH ₂ -	(methylsulfonyl)amino	ethyl
-CH ₂ CH ₂ CH ₂ CH ₂ -	(methylsulfonyl)amino	propyl
-CH ₂ CH ₂ CH ₂ CH ₂ -	(methylsulfonyl)amino	butyl
-CH ₂ CH ₂ CH ₂ CH ₂ -	(methylsulfonyl)amino	2-methoxyethyl
-CH ₂ CH ₂ CH ₂ CH ₂ -	(methylsulfonyl)amino	ethoxymethyl
-CH ₂ CH ₂ CH ₂ CH ₂ -	pyrrolidin-1-yl	ethyl
-CH ₂ CH ₂ CH ₂ CH ₂ -	pyrrolidin-1-yl	propyl
-CH ₂ CH ₂ CH ₂ CH ₂ -	pyrrolidin-1-yl	butyl
-CH ₂ CH ₂ CH ₂ CH ₂ -	pyrrolidin-1-yl	2-methoxyethyl
-CH ₂ CH ₂ CH ₂ CH ₂ -	pyrrolidin-1-yl	ethoxymethyl
-CH ₂ CH ₂ CH ₂ CH ₂ -	morpholin-4-yl	ethyl
-CH ₂ CH ₂ CH ₂ CH ₂ -	morpholin-4-yl	propyl
-CH ₂ CH ₂ CH ₂ CH ₂ -	morpholin-4-yl	butyl
-CH ₂ CH ₂ CH ₂ CH ₂ -	morpholin-4-yl	2-methoxyethyl
-CH ₂ CH ₂ CH ₂ CH ₂ -	morpholin-4-yl	ethoxymethyl
-CH ₂ CH ₂ CH ₂ CH ₂ -	piperidin-1-yl	ethyl
-CH ₂ CH ₂ CH ₂ CH ₂ -	piperidin-1-yl	propyl
-CH ₂ CH ₂ CH ₂ CH ₂ -	piperidin-1-yl	butyl
-CH ₂ CH ₂ CH ₂ CH ₂ -	piperidin-1-yl	2-methoxyethyl

-CH ₂ CH ₂ CH ₂ CH ₂ -	piperidin-1-yl	ethoxymethyl
-CH ₂ CH ₂ CH ₂ CH ₂ -	azepan-1-yl	ethyl
-CH ₂ CH ₂ CH ₂ CH ₂ -	azepan-1-yl	propyl
-CH ₂ CH ₂ CH ₂ CH ₂ -	azepan-1-yl	butyl
-CH ₂ CH ₂ CH ₂ CH ₂ -	azepan-1-yl	2-methoxyethyl
-CH ₂ CH ₂ CH ₂ CH ₂ -	azepan-1-yl	ethoxymethyl
-CH ₂ CH ₂ CH ₂ CH ₂ -	4-ethylpiperazin-1-yl	ethyl
-CH ₂ CH ₂ CH ₂ CH ₂ -	4-ethylpiperazin-1-yl	propyl
-CH ₂ CH ₂ CH ₂ CH ₂ -	4-ethylpiperazin-1-yl	butyl
-CH ₂ CH ₂ CH ₂ CH ₂ -	4-ethylpiperazin-1-yl	2-methoxyethyl
-CH ₂ CH ₂ CH ₂ CH ₂ -	4-ethylpiperazin-1-yl	ethoxymethyl
-CH ₂ CH ₂ CH ₂ CH ₂ -	4-acetylpiperazin-1-yl	ethyl
-CH ₂ CH ₂ CH ₂ CH ₂ -	4-acetylpiperazin-1-yl	propyl
-CH ₂ CH ₂ CH ₂ CH ₂ -	4-acetylpiperazin-1-yl	butyl
-CH ₂ CH ₂ CH ₂ CH ₂ -	4-acetylpiperazin-1-yl	2-methoxyethyl
-CH ₂ CH ₂ CH ₂ CH ₂ -	4-acetylpiperazin-1-yl	ethoxymethyl
-CH ₂ CH ₂ CH ₂ CH ₂ -	4-(2-hydroxyethyl)piperazin-1-yl	ethyl
-CH ₂ CH ₂ CH ₂ CH ₂ -	4-(2-hydroxyethyl)piperazin-1-yl	propyl
-CH ₂ CH ₂ CH ₂ CH ₂ -	4-(2-hydroxyethyl)piperazin-1-yl	butyl
-CH ₂ CH ₂ CH ₂ CH ₂ -	4-(2-hydroxyethyl)piperazin-1-yl	2-methoxyethyl
-CH ₂ CH ₂ CH ₂ CH ₂ -	4-(2-hydroxyethyl)piperazin-1-yl	ethoxymethyl
-CH ₂ CH ₂ CH ₂ CH ₂ -	3,4-dihydroisoquinolin-2(1 <i>H</i>)-yl	ethyl
-CH ₂ CH ₂ CH ₂ CH ₂ -	3,4-dihydroisoquinolin-2(1 <i>H</i>)-yl	propyl
-CH ₂ CH ₂ CH ₂ CH ₂ -	3,4-dihydroisoquinolin-2(1 <i>H</i>)-yl	butyl
-CH ₂ CH ₂ CH ₂ CH ₂ -	3,4-dihydroisoquinolin-2(1 <i>H</i>)-yl	2-methoxyethyl
-CH ₂ CH ₂ CH ₂ CH ₂ -	3,4-dihydroisoquinolin-2(1 <i>H</i>)-yl	ethoxymethyl
-CH ₂ CH ₂ CH ₂ CH ₂ -	4-methyl-1,4-diazepan-1-yl	ethyl
-CH ₂ CH ₂ CH ₂ CH ₂ -	4-methyl-1,4-diazepan-1-yl	propyl
-CH ₂ CH ₂ CH ₂ CH ₂ -	4-methyl-1,4-diazepan-1-yl	butyl
-CH ₂ CH ₂ CH ₂ CH ₂ -	4-methyl-1,4-diazepan-1-yl	2-methoxyethyl
-CH ₂ CH ₂ CH ₂ CH ₂ -	4-methyl-1,4-diazepan-1-yl	ethoxymethyl

-CH ₂ CH ₂ CH ₂ CH ₂ -	4-pyrimidin-2-ylpiperazin-1-yl	ethyl
-CH ₂ CH ₂ CH ₂ CH ₂ -	4-pyrimidin-2-ylpiperazin-1-yl	propyl
-CH ₂ CH ₂ CH ₂ CH ₂ -	4-pyrimidin-2-ylpiperazin-1-yl	butyl
-CH ₂ CH ₂ CH ₂ CH ₂ -	4-pyrimidin-2-ylpiperazin-1-yl	2-methoxyethyl
-CH ₂ CH ₂ CH ₂ CH ₂ -	4-pyrimidin-2-ylpiperazin-1-yl	ethoxymethyl
-CH ₂ CH ₂ CH ₂ CH ₂ CH ₂ -	(methylsulfonyl)amino	ethyl
-CH ₂ CH ₂ CH ₂ CH ₂ CH ₂ -	(methylsulfonyl)amino	propyl
-CH ₂ CH ₂ CH ₂ CH ₂ CH ₂ -	(methylsulfonyl)amino	butyl
-CH ₂ CH ₂ CH ₂ CH ₂ CH ₂ -	(methylsulfonyl)amino	2-methoxyethyl
-CH ₂ CH ₂ CH ₂ CH ₂ CH ₂ -	(methylsulfonyl)amino	ethoxymethyl
-CH ₂ CH ₂ CH ₂ CH ₂ CH ₂ -	pyrrolidin-1-yl	ethyl
-CH ₂ CH ₂ CH ₂ CH ₂ CH ₂ -	pyrrolidin-1-yl	propyl
-CH ₂ CH ₂ CH ₂ CH ₂ CH ₂ -	pyrrolidin-1-yl	butyl
-CH ₂ CH ₂ CH ₂ CH ₂ CH ₂ -	pyrrolidin-1-yl	2-methoxyethyl
-CH ₂ CH ₂ CH ₂ CH ₂ CH ₂ -	pyrrolidin-1-yl	ethoxymethyl
-CH ₂ CH ₂ CH ₂ CH ₂ CH ₂ -	morpholin-4-yl	ethyl
-CH ₂ CH ₂ CH ₂ CH ₂ CH ₂ -	morpholin-4-yl	propyl
-CH ₂ CH ₂ CH ₂ CH ₂ CH ₂ -	morpholin-4-yl	butyl
-CH ₂ CH ₂ CH ₂ CH ₂ CH ₂ -	morpholin-4-yl	2-methoxyethyl
-CH ₂ CH ₂ CH ₂ CH ₂ CH ₂ -	morpholin-4-yl	ethoxymethyl
-CH ₂ CH ₂ CH ₂ CH ₂ CH ₂ -	piperidin-1-yl	ethyl
-CH ₂ CH ₂ CH ₂ CH ₂ CH ₂ -	piperidin-1-yl	propyl
-CH ₂ CH ₂ CH ₂ CH ₂ CH ₂ -	piperidin-1-yl	butyl
-CH ₂ CH ₂ CH ₂ CH ₂ CH ₂ -	piperidin-1-yl	2-methoxyethyl
-CH ₂ CH ₂ CH ₂ CH ₂ CH ₂ -	piperidin-1-yl	ethoxymethyl
-CH ₂ CH ₂ CH ₂ CH ₂ CH ₂ -	azepan-1-yl	ethyl
-CH ₂ CH ₂ CH ₂ CH ₂ CH ₂ -	azepan-1-yl	propyl
-CH ₂ CH ₂ CH ₂ CH ₂ CH ₂ -	azepan-1-yl	butyl
-CH ₂ CH ₂ CH ₂ CH ₂ CH ₂ -	azepan-1-yl	2-methoxyethyl
-CH ₂ CH ₂ CH ₂ CH ₂ CH ₂ -	azepan-1-yl	ethoxymethyl
-CH ₂ CH ₂ CH ₂ CH ₂ CH ₂ -	4-ethylpiperazin-1-yl	ethyl

-CH ₂ CH ₂ CH ₂ CH ₂ CH ₂ -	4-ethylpiperazin-1-yl	propyl
-CH ₂ CH ₂ CH ₂ CH ₂ CH ₂ -	4-ethylpiperazin-1-yl	butyl
-CH ₂ CH ₂ CH ₂ CH ₂ CH ₂ -	4-ethylpiperazin-1-yl	2-methoxyethyl
-CH ₂ CH ₂ CH ₂ CH ₂ CH ₂ -	4-ethylpiperazin-1-yl	ethoxymethyl
-CH ₂ CH ₂ CH ₂ CH ₂ CH ₂ -	4-acetylpiperazin-1-yl	ethyl
-CH ₂ CH ₂ CH ₂ CH ₂ CH ₂ -	4-acetylpiperazin-1-yl	propyl
-CH ₂ CH ₂ CH ₂ CH ₂ CH ₂ -	4-acetylpiperazin-1-yl	butyl
-CH ₂ CH ₂ CH ₂ CH ₂ CH ₂ -	4-acetylpiperazin-1-yl	2-methoxyethyl
-CH ₂ CH ₂ CH ₂ CH ₂ CH ₂ -	4-acetylpiperazin-1-yl	ethoxymethyl
-CH ₂ CH ₂ CH ₂ CH ₂ CH ₂ -	4-(2-hydroxyethyl)piperazin-1-yl	ethyl
-CH ₂ CH ₂ CH ₂ CH ₂ CH ₂ -	4-(2-hydroxyethyl)piperazin-1-yl	propyl
-CH ₂ CH ₂ CH ₂ CH ₂ CH ₂ -	4-(2-hydroxyethyl)piperazin-1-yl	butyl
-CH ₂ CH ₂ CH ₂ CH ₂ CH ₂ -	4-(2-hydroxyethyl)piperazin-1-yl	2-methoxyethyl
-CH ₂ CH ₂ CH ₂ CH ₂ CH ₂ -	4-(2-hydroxyethyl)piperazin-1-yl	ethoxymethyl
-CH ₂ CH ₂ CH ₂ CH ₂ CH ₂ -	3,4-dihydroisoquinolin-2(1 <i>H</i>)-yl	ethyl
-CH ₂ CH ₂ CH ₂ CH ₂ CH ₂ -	3,4-dihydroisoquinolin-2(1 <i>H</i>)-yl	propyl
-CH ₂ CH ₂ CH ₂ CH ₂ CH ₂ -	3,4-dihydroisoquinolin-2(1 <i>H</i>)-yl	butyl
-CH ₂ CH ₂ CH ₂ CH ₂ CH ₂ -	3,4-dihydroisoquinolin-2(1 <i>H</i>)-yl	2-methoxyethyl
-CH ₂ CH ₂ CH ₂ CH ₂ CH ₂ -	3,4-dihydroisoquinolin-2(1 <i>H</i>)-yl	ethoxymethyl
-CH ₂ CH ₂ CH ₂ CH ₂ CH ₂ -	4-methyl-1,4-diazepan-1-yl	ethyl
-CH ₂ CH ₂ CH ₂ CH ₂ CH ₂ -	4-methyl-1,4-diazepan-1-yl	propyl
-CH ₂ CH ₂ CH ₂ CH ₂ CH ₂ -	4-methyl-1,4-diazepan-1-yl	butyl
-CH ₂ CH ₂ CH ₂ CH ₂ CH ₂ -	4-methyl-1,4-diazepan-1-yl	2-methoxyethyl
-CH ₂ CH ₂ CH ₂ CH ₂ CH ₂ -	4-methyl-1,4-diazepan-1-yl	ethoxymethyl
-CH ₂ CH ₂ CH ₂ CH ₂ CH ₂ -	4-pyrimidin-2-ylpiperazin-1-yl	ethyl
-CH ₂ CH ₂ CH ₂ CH ₂ CH ₂ -	4-pyrimidin-2-ylpiperazin-1-yl	propyl
-CH ₂ CH ₂ CH ₂ CH ₂ CH ₂ -	4-pyrimidin-2-ylpiperazin-1-yl	butyl
-CH ₂ CH ₂ CH ₂ CH ₂ CH ₂ -	4-pyrimidin-2-ylpiperazin-1-yl	2-methoxyethyl
-CH ₂ CH ₂ CH ₂ CH ₂ CH ₂ -	4-pyrimidin-2-ylpiperazin-1-yl	ethoxymethyl
-CH ₂ CH ₂ CH ₂ CH ₂ CH ₂ CH ₂ -	(methylsulfonyl)amino	ethyl
-CH ₂ CH ₂ CH ₂ CH ₂ CH ₂ CH ₂ -	(methylsulfonyl)amino	propyl

-CH ₂ CH ₂ CH ₂ CH ₂ CH ₂ CH ₂ -	(methylsulfonyl)amino	butyl
-CH ₂ CH ₂ CH ₂ CH ₂ CH ₂ CH ₂ -	(methylsulfonyl)amino	2-methoxyethyl
-CH ₂ CH ₂ CH ₂ CH ₂ CH ₂ CH ₂ -	(methylsulfonyl)amino	ethoxymethyl
-CH ₂ CH ₂ CH ₂ CH ₂ CH ₂ CH ₂ -	pyrrolidin-1-yl	ethyl
-CH ₂ CH ₂ CH ₂ CH ₂ CH ₂ CH ₂ -	pyrrolidin-1-yl	propyl
-CH ₂ CH ₂ CH ₂ CH ₂ CH ₂ CH ₂ -	pyrrolidin-1-yl	butyl
-CH ₂ CH ₂ CH ₂ CH ₂ CH ₂ CH ₂ -	pyrrolidin-1-yl	2-methoxyethyl
-CH ₂ CH ₂ CH ₂ CH ₂ CH ₂ CH ₂ -	pyrrolidin-1-yl	ethoxymethyl
-CH ₂ CH ₂ CH ₂ CH ₂ CH ₂ CH ₂ -	morpholin-4-yl	ethyl
-CH ₂ CH ₂ CH ₂ CH ₂ CH ₂ CH ₂ -	morpholin-4-yl	propyl
-CH ₂ CH ₂ CH ₂ CH ₂ CH ₂ CH ₂ -	morpholin-4-yl	butyl
-CH ₂ CH ₂ CH ₂ CH ₂ CH ₂ CH ₂ -	morpholin-4-yl	2-methoxyethyl
-CH ₂ CH ₂ CH ₂ CH ₂ CH ₂ CH ₂ -	morpholin-4-yl	ethoxymethyl
-CH ₂ CH ₂ CH ₂ CH ₂ CH ₂ CH ₂ -	piperidin-1-yl	ethyl
-CH ₂ CH ₂ CH ₂ CH ₂ CH ₂ CH ₂ -	piperidin-1-yl	propyl
-CH ₂ CH ₂ CH ₂ CH ₂ CH ₂ CH ₂ -	piperidin-1-yl	butyl
-CH ₂ CH ₂ CH ₂ CH ₂ CH ₂ CH ₂ -	piperidin-1-yl	2-methoxyethyl
-CH ₂ CH ₂ CH ₂ CH ₂ CH ₂ CH ₂ -	piperidin-1-yl	ethoxymethyl
-CH ₂ CH ₂ CH ₂ CH ₂ CH ₂ CH ₂ -	azepan-1-yl	ethyl
-CH ₂ CH ₂ CH ₂ CH ₂ CH ₂ CH ₂ -	azepan-1-yl	propyl
-CH ₂ CH ₂ CH ₂ CH ₂ CH ₂ CH ₂ -	azepan-1-yl	butyl
-CH ₂ CH ₂ CH ₂ CH ₂ CH ₂ CH ₂ -	azepan-1-yl	2-methoxyethyl
-CH ₂ CH ₂ CH ₂ CH ₂ CH ₂ CH ₂ -	azepan-1-yl	ethoxymethyl
-CH ₂ CH ₂ CH ₂ CH ₂ CH ₂ CH ₂ -	4-ethylpiperazin-1-yl	ethyl
-CH ₂ CH ₂ CH ₂ CH ₂ CH ₂ CH ₂ -	4-ethylpiperazin-1-yl	propyl
-CH ₂ CH ₂ CH ₂ CH ₂ CH ₂ CH ₂ -	4-ethylpiperazin-1-yl	butyl
-CH ₂ CH ₂ CH ₂ CH ₂ CH ₂ CH ₂ -	4-ethylpiperazin-1-yl	2-methoxyethyl
-CH ₂ CH ₂ CH ₂ CH ₂ CH ₂ CH ₂ -	4-ethylpiperazin-1-yl	ethoxymethyl
-CH ₂ CH ₂ CH ₂ CH ₂ CH ₂ CH ₂ -	4-acetylpiperazin-1-yl	ethyl
-CH ₂ CH ₂ CH ₂ CH ₂ CH ₂ CH ₂ -	4-acetylpiperazin-1-yl	propyl
-CH ₂ CH ₂ CH ₂ CH ₂ CH ₂ CH ₂ -	4-acetylpiperazin-1-yl	butyl

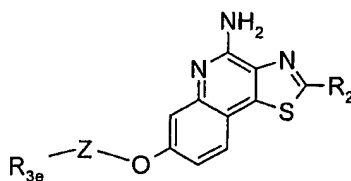
-CH ₂ CH ₂ CH ₂ CH ₂ CH ₂ CH ₂ -	4-acetylpiperazin-1-yl	2-methoxyethyl
-CH ₂ CH ₂ CH ₂ CH ₂ CH ₂ CH ₂ -	4-acetylpiperazin-1-yl	ethoxymethyl
-CH ₂ CH ₂ CH ₂ CH ₂ CH ₂ CH ₂ -	4-(2-hydroxyethyl)piperazin-1-yl	ethyl
-CH ₂ CH ₂ CH ₂ CH ₂ CH ₂ CH ₂ -	4-(2-hydroxyethyl)piperazin-1-yl	propyl
-CH ₂ CH ₂ CH ₂ CH ₂ CH ₂ CH ₂ -	4-(2-hydroxyethyl)piperazin-1-yl	butyl
-CH ₂ CH ₂ CH ₂ CH ₂ CH ₂ CH ₂ -	4-(2-hydroxyethyl)piperazin-1-yl	2-methoxyethyl
-CH ₂ CH ₂ CH ₂ CH ₂ CH ₂ CH ₂ -	4-(2-hydroxyethyl)piperazin-1-yl	ethoxymethyl
-CH ₂ CH ₂ CH ₂ CH ₂ CH ₂ CH ₂ -	3,4-dihydroisoquinolin-2(1 <i>H</i>)-yl	ethyl
-CH ₂ CH ₂ CH ₂ CH ₂ CH ₂ CH ₂ -	3,4-dihydroisoquinolin-2(1 <i>H</i>)-yl	propyl
-CH ₂ CH ₂ CH ₂ CH ₂ CH ₂ CH ₂ -	3,4-dihydroisoquinolin-2(1 <i>H</i>)-yl	butyl
-CH ₂ CH ₂ CH ₂ CH ₂ CH ₂ CH ₂ -	3,4-dihydroisoquinolin-2(1 <i>H</i>)-yl	2-methoxyethyl
-CH ₂ CH ₂ CH ₂ CH ₂ CH ₂ CH ₂ -	3,4-dihydroisoquinolin-2(1 <i>H</i>)-yl	ethoxymethyl
-CH ₂ CH ₂ CH ₂ CH ₂ CH ₂ CH ₂ -	4-methyl-1,4-diazepan-1-yl	ethyl
-CH ₂ CH ₂ CH ₂ CH ₂ CH ₂ CH ₂ -	4-methyl-1,4-diazepan-1-yl	propyl
-CH ₂ CH ₂ CH ₂ CH ₂ CH ₂ CH ₂ -	4-methyl-1,4-diazepan-1-yl	butyl
-CH ₂ CH ₂ CH ₂ CH ₂ CH ₂ CH ₂ -	4-methyl-1,4-diazepan-1-yl	2-methoxyethyl
-CH ₂ CH ₂ CH ₂ CH ₂ CH ₂ CH ₂ -	4-methyl-1,4-diazepan-1-yl	ethoxymethyl
-CH ₂ CH ₂ CH ₂ CH ₂ CH ₂ CH ₂ -	4-pyrimidin-2-ylpiperazin-1-yl	ethyl
-CH ₂ CH ₂ CH ₂ CH ₂ CH ₂ CH ₂ -	4-pyrimidin-2-ylpiperazin-1-yl	propyl
-CH ₂ CH ₂ CH ₂ CH ₂ CH ₂ CH ₂ -	4-pyrimidin-2-ylpiperazin-1-yl	butyl
-CH ₂ CH ₂ CH ₂ CH ₂ CH ₂ CH ₂ -	4-pyrimidin-2-ylpiperazin-1-yl	2-methoxyethyl
-CH ₂ CH ₂ CH ₂ CH ₂ CH ₂ CH ₂ -	4-pyrimidin-2-ylpiperazin-1-yl	ethoxymethyl
-CH ₂ CH ₂ OCH ₂ CH ₂ -	(methylsulfonyl)amino	ethyl
-CH ₂ CH ₂ OCH ₂ CH ₂ -	(methylsulfonyl)amino	propyl
-CH ₂ CH ₂ OCH ₂ CH ₂ -	(methylsulfonyl)amino	butyl
-CH ₂ CH ₂ OCH ₂ CH ₂ -	(methylsulfonyl)amino	2-methoxyethyl
-CH ₂ CH ₂ OCH ₂ CH ₂ -	(methylsulfonyl)amino	ethoxymethyl
-CH ₂ CH ₂ OCH ₂ CH ₂ -	pyrrolidin-1-yl	ethyl
-CH ₂ CH ₂ OCH ₂ CH ₂ -	pyrrolidin-1-yl	propyl
-CH ₂ CH ₂ OCH ₂ CH ₂ -	pyrrolidin-1-yl	butyl
-CH ₂ CH ₂ OCH ₂ CH ₂ -	pyrrolidin-1-yl	2-methoxyethyl

-CH ₂ CH ₂ OCH ₂ CH ₂ -	pyrrolidin-1-yl	ethoxymethyl
-CH ₂ CH ₂ OCH ₂ CH ₂ -	morpholin-4-yl	ethyl
-CH ₂ CH ₂ OCH ₂ CH ₂ -	morpholin-4-yl	propyl
-CH ₂ CH ₂ OCH ₂ CH ₂ -	morpholin-4-yl	butyl
-CH ₂ CH ₂ OCH ₂ CH ₂ -	morpholin-4-yl	2-methoxyethyl
-CH ₂ CH ₂ OCH ₂ CH ₂ -	morpholin-4-yl	ethoxymethyl
-CH ₂ CH ₂ OCH ₂ CH ₂ -	piperidin-1-yl	ethyl
-CH ₂ CH ₂ OCH ₂ CH ₂ -	piperidin-1-yl	propyl
-CH ₂ CH ₂ OCH ₂ CH ₂ -	piperidin-1-yl	butyl
-CH ₂ CH ₂ OCH ₂ CH ₂ -	piperidin-1-yl	2-methoxyethyl
-CH ₂ CH ₂ OCH ₂ CH ₂ -	piperidin-1-yl	ethoxymethyl
-CH ₂ CH ₂ OCH ₂ CH ₂ -	azepan-1-yl	ethyl
-CH ₂ CH ₂ OCH ₂ CH ₂ -	azepan-1-yl	propyl
-CH ₂ CH ₂ OCH ₂ CH ₂ -	azepan-1-yl	butyl
-CH ₂ CH ₂ OCH ₂ CH ₂ -	azepan-1-yl	2-methoxyethyl
-CH ₂ CH ₂ OCH ₂ CH ₂ -	azepan-1-yl	ethoxymethyl
-CH ₂ CH ₂ OCH ₂ CH ₂ -	4-ethylpiperazin-1-yl	ethyl
-CH ₂ CH ₂ OCH ₂ CH ₂ -	4-ethylpiperazin-1-yl	propyl
-CH ₂ CH ₂ OCH ₂ CH ₂ -	4-ethylpiperazin-1-yl	butyl
-CH ₂ CH ₂ OCH ₂ CH ₂ -	4-ethylpiperazin-1-yl	2-methoxyethyl
-CH ₂ CH ₂ OCH ₂ CH ₂ -	4-ethylpiperazin-1-yl	ethoxymethyl
-CH ₂ CH ₂ OCH ₂ CH ₂ -	4-acetylpiperazin-1-yl	ethyl
-CH ₂ CH ₂ OCH ₂ CH ₂ -	4-acetylpiperazin-1-yl	propyl
-CH ₂ CH ₂ OCH ₂ CH ₂ -	4-acetylpiperazin-1-yl	butyl
-CH ₂ CH ₂ OCH ₂ CH ₂ -	4-acetylpiperazin-1-yl	2-methoxyethyl
-CH ₂ CH ₂ OCH ₂ CH ₂ -	4-acetylpiperazin-1-yl	ethoxymethyl
-CH ₂ CH ₂ OCH ₂ CH ₂ -	4-(2-hydroxyethyl)piperazin-1-yl	ethyl
-CH ₂ CH ₂ OCH ₂ CH ₂ -	4-(2-hydroxyethyl)piperazin-1-yl	propyl
-CH ₂ CH ₂ OCH ₂ CH ₂ -	4-(2-hydroxyethyl)piperazin-1-yl	butyl
-CH ₂ CH ₂ OCH ₂ CH ₂ -	4-(2-hydroxyethyl)piperazin-1-yl	2-methoxyethyl
-CH ₂ CH ₂ OCH ₂ CH ₂ -	4-(2-hydroxyethyl)piperazin-1-yl	ethoxymethyl

-CH ₂ CH ₂ OCH ₂ CH ₂ -	3,4-dihydroisoquinolin-2(1 <i>H</i>)-yl	ethyl
-CH ₂ CH ₂ OCH ₂ CH ₂ -	3,4-dihydroisoquinolin-2(1 <i>H</i>)-yl	propyl
-CH ₂ CH ₂ OCH ₂ CH ₂ -	3,4-dihydroisoquinolin-2(1 <i>H</i>)-yl	butyl
-CH ₂ CH ₂ OCH ₂ CH ₂ -	3,4-dihydroisoquinolin-2(1 <i>H</i>)-yl	2-methoxyethyl
-CH ₂ CH ₂ OCH ₂ CH ₂ -	3,4-dihydroisoquinolin-2(1 <i>H</i>)-yl	ethoxymethyl
-CH ₂ CH ₂ OCH ₂ CH ₂ -	4-methyl-1,4-diazepan-1-yl	ethyl
-CH ₂ CH ₂ OCH ₂ CH ₂ -	4-methyl-1,4-diazepan-1-yl	propyl
-CH ₂ CH ₂ OCH ₂ CH ₂ -	4-methyl-1,4-diazepan-1-yl	butyl
-CH ₂ CH ₂ OCH ₂ CH ₂ -	4-methyl-1,4-diazepan-1-yl	2-methoxyethyl
-CH ₂ CH ₂ OCH ₂ CH ₂ -	4-methyl-1,4-diazepan-1-yl	ethoxymethyl
-CH ₂ CH ₂ OCH ₂ CH ₂ -	4-pyrimidin-2-ylpiperazin-1-yl	ethyl
-CH ₂ CH ₂ OCH ₂ CH ₂ -	4-pyrimidin-2-ylpiperazin-1-yl	propyl
-CH ₂ CH ₂ OCH ₂ CH ₂ -	4-pyrimidin-2-ylpiperazin-1-yl	butyl
-CH ₂ CH ₂ OCH ₂ CH ₂ -	4-pyrimidin-2-ylpiperazin-1-yl	2-methoxyethyl
-CH ₂ CH ₂ OCH ₂ CH ₂ -	4-pyrimidin-2-ylpiperazin-1-yl	ethoxymethyl

Certain exemplary compounds, including some of those described above in the Examples, have the following Formula (IIe) and the following Z, R_{3e}, and R₂, substituents, wherein each line of the table is matched with Formula IIe to represent a specific embodiment of the invention.

5



IIe

Z	R _{3e}	R ₂
-CH ₂ CH ₂ -	(phenylaminocarbonyl)amino	ethyl
-CH ₂ CH ₂ -	(phenylaminocarbonyl)amino	propyl
-CH ₂ CH ₂ -	(phenylaminocarbonyl)amino	butyl
-CH ₂ CH ₂ -	(phenylaminocarbonyl)amino	2-methoxyethyl

-CH ₂ CH ₂ -	(phenylaminocarbonyl)amino	ethoxymethyl
-CH ₂ CH ₂ -	(phenylaminocarbonothioyl)amino	ethyl
-CH ₂ CH ₂ -	(phenylaminocarbonothioyl)amino	propyl
-CH ₂ CH ₂ -	(phenylaminocarbonothioyl)amino	butyl
-CH ₂ CH ₂ -	(phenylaminocarbonothioyl)amino	2-methoxyethyl
-CH ₂ CH ₂ -	(phenylaminocarbonothioyl)amino	ethoxymethyl
-CH ₂ CH ₂ -	{[(3-methoxyphenyl)amino]- carbonyl} amino	ethyl
-CH ₂ CH ₂ -	{[(3-methoxyphenyl)amino]- carbonyl} amino	propyl
-CH ₂ CH ₂ -	{[(3-methoxyphenyl)amino]- carbonyl} amino	butyl
-CH ₂ CH ₂ -	{[(3-methoxyphenyl)amino]- carbonyl} amino	2-methoxyethyl
-CH ₂ CH ₂ -	{[(3-methoxyphenyl)amino]- carbonyl} amino	ethoxymethyl
-CH ₂ CH ₂ -	methyl(1-methylpiperdin-4- yl)amino	ethyl
-CH ₂ CH ₂ -	methyl(1-methylpiperdin-4- yl)amino	propyl
-CH ₂ CH ₂ -	methyl(1-methylpiperdin-4- yl)amino	butyl
-CH ₂ CH ₂ -	methyl(1-methylpiperdin-4- yl)amino	2-methoxyethyl
-CH ₂ CH ₂ -	methyl(1-methylpiperdin-4- yl)amino	ethoxymethyl
-CH ₂ CH ₂ -	4-pyrrolidin-1-ylpiperidin-1-yl	ethyl
-CH ₂ CH ₂ -	4-pyrrolidin-1-ylpiperidin-1-yl	propyl
-CH ₂ CH ₂ -	4-pyrrolidin-1-ylpiperidin-1-yl	butyl
-CH ₂ CH ₂ -	4-pyrrolidin-1-ylpiperidin-1-yl	2-methoxyethyl
-CH ₂ CH ₂ -	4-pyrrolidin-1-ylpiperidin-1-yl	ethoxymethyl

-CH ₂ CH ₂ -	1,4'-bipiperidin-1'-yl	ethyl
-CH ₂ CH ₂ -	1,4'-bipiperidin-1'-yl	propyl
-CH ₂ CH ₂ -	1,4'-bipiperidin-1'-yl	butyl
-CH ₂ CH ₂ -	1,4'-bipiperidin-1'-yl	2-methoxyethyl
-CH ₂ CH ₂ -	1,4'-bipiperidin-1'-yl	ethoxymethyl
-CH ₂ CH ₂ CH ₂ -	(phenylaminocarbonyl)amino	ethyl
-CH ₂ CH ₂ CH ₂ -	(phenylaminocarbonyl)amino	propyl
-CH ₂ CH ₂ CH ₂ -	(phenylaminocarbonyl)amino	butyl
-CH ₂ CH ₂ CH ₂ -	(phenylaminocarbonyl)amino	2-methoxyethyl
-CH ₂ CH ₂ CH ₂ -	(phenylaminocarbonyl)amino	ethoxymethyl
-CH ₂ CH ₂ CH ₂ -	(phenylaminocarbonothioyl)amino	ethyl
-CH ₂ CH ₂ CH ₂ -	(phenylaminocarbonothioyl)amino	propyl
-CH ₂ CH ₂ CH ₂ -	(phenylaminocarbonothioyl)amino	butyl
-CH ₂ CH ₂ CH ₂ -	(phenylaminocarbonothioyl)amino	2-methoxyethyl
-CH ₂ CH ₂ CH ₂ -	(phenylaminocarbonothioyl)amino	ethoxymethyl
-CH ₂ CH ₂ CH ₂ -	{[(3-methoxyphenyl)amino]- carbonyl}amino	ethyl
-CH ₂ CH ₂ CH ₂ -	{[(3-methoxyphenyl)amino]- carbonyl}amino	propyl
-CH ₂ CH ₂ CH ₂ -	{[(3-methoxyphenyl)amino]- carbonyl}amino	butyl
-CH ₂ CH ₂ CH ₂ -	{[(3-methoxyphenyl)amino]- carbonyl}amino	2-methoxyethyl
-CH ₂ CH ₂ CH ₂ -	{[(3-methoxyphenyl)amino]- carbonyl}amino	ethoxymethyl
-CH ₂ CH ₂ CH ₂ -	methyl(1-methylpiperdin-4- yl)amino	ethyl
-CH ₂ CH ₂ CH ₂ -	methyl(1-methylpiperdin-4- yl)amino	propyl
-CH ₂ CH ₂ CH ₂ -	methyl(1-methylpiperdin-4- yl)amino	butyl

-CH ₂ CH ₂ CH ₂ -	methyl(1-methylpiperdin-4-yl)amino	2-methoxyethyl
-CH ₂ CH ₂ CH ₂ -	methyl(1-methylpiperdin-4-yl)amino	ethoxymethyl
-CH ₂ CH ₂ CH ₂ -	4-pyrrolidin-1-ylpiperidin-1-yl	ethyl
-CH ₂ CH ₂ CH ₂ -	4-pyrrolidin-1-ylpiperidin-1-yl	propyl
-CH ₂ CH ₂ CH ₂ -	4-pyrrolidin-1-ylpiperidin-1-yl	butyl
-CH ₂ CH ₂ CH ₂ -	4-pyrrolidin-1-ylpiperidin-1-yl	2-methoxyethyl
-CH ₂ CH ₂ CH ₂ -	4-pyrrolidin-1-ylpiperidin-1-yl	ethoxymethyl
-CH ₂ CH ₂ CH ₂ -	1,4'-bipiperidin-1'-yl	ethyl
-CH ₂ CH ₂ CH ₂ -	1,4'-bipiperidin-1'-yl	propyl
-CH ₂ CH ₂ CH ₂ -	1,4'-bipiperidin-1'-yl	butyl
-CH ₂ CH ₂ CH ₂ -	1,4'-bipiperidin-1'-yl	2-methoxyethyl
-CH ₂ CH ₂ CH ₂ -	1,4'-bipiperidin-1'-yl	ethoxymethyl
-CH ₂ CH ₂ CH ₂ CH ₂ -	(phenylaminocarbonyl)amino	ethyl
-CH ₂ CH ₂ CH ₂ CH ₂ -	(phenylaminocarbonyl)amino	propyl
¹ -CH ₂ CH ₂ CH ₂ CH ₂ -	(phenylaminocarbonyl)amino	butyl
-CH ₂ CH ₂ CH ₂ CH ₂ -	(phenylaminocarbonyl)amino	2-methoxyethyl
-CH ₂ CH ₂ CH ₂ CH ₂ -	(phenylaminocarbonyl)amino	ethoxymethyl
-CH ₂ CH ₂ CH ₂ CH ₂ -	(phenylaminocarbonothioyl)amino	ethyl
-CH ₂ CH ₂ CH ₂ CH ₂ -	(phenylaminocarbonothioyl)amino	propyl
-CH ₂ CH ₂ CH ₂ CH ₂ -	(phenylaminocarbonothioyl)amino	butyl
-CH ₂ CH ₂ CH ₂ CH ₂ -	(phenylaminocarbonothioyl)amino	2-methoxyethyl
-CH ₂ CH ₂ CH ₂ CH ₂ -	(phenylaminocarbonothioyl)amino	ethoxymethyl
-CH ₂ CH ₂ CH ₂ CH ₂ -	{{(3-methoxyphenyl)amino}- carbonyl} amino	ethyl
-CH ₂ CH ₂ CH ₂ CH ₂ -	{{(3-methoxyphenyl)amino}- carbonyl} amino	propyl
-CH ₂ CH ₂ CH ₂ CH ₂ -	{{(3-methoxyphenyl)amino}- carbonyl} amino	butyl
-CH ₂ CH ₂ CH ₂ CH ₂ -	{{(3-methoxyphenyl)amino}- carbonyl} amino	2-methoxyethyl

	carbonyl} amino	
-CH ₂ CH ₂ CH ₂ CH ₂ -	{[(3-methoxyphenyl)amino]- carbonyl} amino	ethoxymethyl
-CH ₂ CH ₂ CH ₂ CH ₂ -	methyl(1-methylpiperdin-4- yl)amino	ethyl
-CH ₂ CH ₂ CH ₂ CH ₂ -	methyl(1-methylpiperdin-4- yl)amino	propyl
-CH ₂ CH ₂ CH ₂ CH ₂ -	methyl(1-methylpiperdin-4- yl)amino	butyl
-CH ₂ CH ₂ CH ₂ CH ₂ -	methyl(1-methylpiperdin-4- yl)amino	2-methoxyethyl
-CH ₂ CH ₂ CH ₂ CH ₂ -	methyl(1-methylpiperdin-4- yl)amino	ethoxymethyl
-CH ₂ CH ₂ CH ₂ CH ₂ -	4-pyrrolidin-1-ylpiperidin-1-yl	ethyl
-CH ₂ CH ₂ CH ₂ CH ₂ -	4-pyrrolidin-1-ylpiperidin-1-yl	propyl
-CH ₂ CH ₂ CH ₂ CH ₂ -	4-pyrrolidin-1-ylpiperidin-1-yl	butyl
-CH ₂ CH ₂ CH ₂ CH ₂ -	4-pyrrolidin-1-ylpiperidin-1-yl	2-methoxyethyl
-CH ₂ CH ₂ CH ₂ CH ₂ -	4-pyrrolidin-1-ylpiperidin-1-yl	ethoxymethyl
-CH ₂ CH ₂ CH ₂ CH ₂ -	1,4'-bipiperidin-1'-yl	ethyl
-CH ₂ CH ₂ CH ₂ CH ₂ -	1,4'-bipiperidin-1'-yl	propyl
-CH ₂ CH ₂ CH ₂ CH ₂ -	1,4'-bipiperidin-1'-yl	butyl
-CH ₂ CH ₂ CH ₂ CH ₂ -	1,4'-bipiperidin-1'-yl	2-methoxyethyl
-CH ₂ CH ₂ CH ₂ CH ₂ -	1,4'-bipiperidin-1'-yl	ethoxymethyl
-CH ₂ CH ₂ CH ₂ CH ₂ CH ₂ -	(phenylaminocarbonyl)amino	ethyl
-CH ₂ CH ₂ CH ₂ CH ₂ CH ₂ -	(phenylaminocarbonyl)amino	propyl
-CH ₂ CH ₂ CH ₂ CH ₂ CH ₂ -	(phenylaminocarbonyl)amino	butyl
-CH ₂ CH ₂ CH ₂ CH ₂ CH ₂ -	(phenylaminocarbonyl)amino	2-methoxyethyl
-CH ₂ CH ₂ CH ₂ CH ₂ CH ₂ -	(phenylaminocarbonyl)amino	ethoxymethyl
-CH ₂ CH ₂ CH ₂ CH ₂ CH ₂ -	(phenylaminocarbonothioyl)amino	ethyl
-CH ₂ CH ₂ CH ₂ CH ₂ CH ₂ -	(phenylaminocarbonothioyl)amino	propyl
-CH ₂ CH ₂ CH ₂ CH ₂ CH ₂ -	(phenylaminocarbonothioyl)amino	butyl

-CH ₂ CH ₂ CH ₂ CH ₂ CH ₂ -	(phenylaminocarbonothioyl)amino	2-methoxyethyl
-CH ₂ CH ₂ CH ₂ CH ₂ CH ₂ -	(phenylaminocarbonothioyl)amino	ethoxymethyl
-CH ₂ CH ₂ CH ₂ CH ₂ CH ₂ -	{[(3-methoxyphenyl)amino]- carbonyl} amino	ethyl
-CH ₂ CH ₂ CH ₂ CH ₂ CH ₂ -	{[(3-methoxyphenyl)amino]- carbonyl} amino	propyl
-CH ₂ CH ₂ CH ₂ CH ₂ CH ₂ -	{[(3-methoxyphenyl)amino]- carbonyl} amino	butyl
-CH ₂ CH ₂ CH ₂ CH ₂ CH ₂ -	{[(3-methoxyphenyl)amino]- carbonyl} amino	2-methoxyethyl
-CH ₂ CH ₂ CH ₂ CH ₂ CH ₂ -	{[(3-methoxyphenyl)amino]- carbonyl} amino	ethoxymethyl
-CH ₂ CH ₂ CH ₂ CH ₂ CH ₂ -	methyl(1-methylpiperdin-4- yl)amino	ethyl
-CH ₂ CH ₂ CH ₂ CH ₂ CH ₂ -	methyl(1-methylpiperdin-4- yl)amino	propyl
-CH ₂ CH ₂ CH ₂ CH ₂ CH ₂ -	methyl(1-methylpiperdin-4- yl)amino	butyl
-CH ₂ CH ₂ CH ₂ CH ₂ CH ₂ -	methyl(1-methylpiperdin-4- yl)amino	2-methoxyethyl
-CH ₂ CH ₂ CH ₂ CH ₂ CH ₂ -	methyl(1-methylpiperdin-4- yl)amino	ethoxymethyl
-CH ₂ CH ₂ CH ₂ CH ₂ CH ₂ -	4-pyrrolidin-1-ylpiperidin-1-yl	ethyl
-CH ₂ CH ₂ CH ₂ CH ₂ CH ₂ -	4-pyrrolidin-1-ylpiperidin-1-yl	propyl
-CH ₂ CH ₂ CH ₂ CH ₂ CH ₂ -	4-pyrrolidin-1-ylpiperidin-1-yl	butyl
-CH ₂ CH ₂ CH ₂ CH ₂ CH ₂ -	4-pyrrolidin-1-ylpiperidin-1-yl	2-methoxyethyl
-CH ₂ CH ₂ CH ₂ CH ₂ CH ₂ -	4-pyrrolidin-1-ylpiperidin-1-yl	ethoxymethyl
-CH ₂ CH ₂ CH ₂ CH ₂ CH ₂ -	1,4'-bipiperidin-1'-yl	ethyl
-CH ₂ CH ₂ CH ₂ CH ₂ CH ₂ -	1,4'-bipiperidin-1'-yl	propyl
-CH ₂ CH ₂ CH ₂ CH ₂ CH ₂ -	1,4'-bipiperidin-1'-yl	butyl
-CH ₂ CH ₂ CH ₂ CH ₂ CH ₂ -	1,4'-bipiperidin-1'-yl	2-methoxyethyl

-CH ₂ CH ₂ CH ₂ CH ₂ CH ₂ -	1,4'-bipiperidin-1'-yl	ethoxymethyl
-CH ₂ CH ₂ CH ₂ CH ₂ CH ₂ CH ₂ -	(phenylaminocarbonyl)amino	ethyl
-CH ₂ CH ₂ CH ₂ CH ₂ CH ₂ CH ₂ -	(phenylaminocarbonyl)amino	propyl
-CH ₂ CH ₂ CH ₂ CH ₂ CH ₂ CH ₂ -	(phenylaminocarbonyl)amino	butyl
-CH ₂ CH ₂ CH ₂ CH ₂ CH ₂ CH ₂ -	(phenylaminocarbonyl)amino	2-methoxyethyl
-CH ₂ CH ₂ CH ₂ CH ₂ CH ₂ CH ₂ -	(phenylaminocarbonyl)amino	ethoxymethyl
-CH ₂ CH ₂ CH ₂ CH ₂ CH ₂ CH ₂ -	(phenylaminocarbonothioyl)amino	ethyl
-CH ₂ CH ₂ CH ₂ CH ₂ CH ₂ CH ₂ -	(phenylaminocarbonothioyl)amino	propyl
-CH ₂ CH ₂ CH ₂ CH ₂ CH ₂ CH ₂ -	(phenylaminocarbonothioyl)amino	butyl
-CH ₂ CH ₂ CH ₂ CH ₂ CH ₂ CH ₂ -	(phenylaminocarbonothioyl)amino	2-methoxyethyl
-CH ₂ CH ₂ CH ₂ CH ₂ CH ₂ CH ₂ -	(phenylaminocarbonothioyl)amino	ethoxymethyl
-CH ₂ CH ₂ CH ₂ CH ₂ CH ₂ CH ₂ -	{{(3-methoxyphenyl)amino}- carbonyl} amino	ethyl
-CH ₂ CH ₂ CH ₂ CH ₂ CH ₂ CH ₂ -	{{(3-methoxyphenyl)amino}- carbonyl} amino	propyl
-CH ₂ CH ₂ CH ₂ CH ₂ CH ₂ CH ₂ -	{{(3-methoxyphenyl)amino}- carbonyl} amino	butyl
-CH ₂ CH ₂ CH ₂ CH ₂ CH ₂ CH ₂ -	{{(3-methoxyphenyl)amino}- carbonyl} amino	2-methoxyethyl
-CH ₂ CH ₂ CH ₂ CH ₂ CH ₂ CH ₂ -	{{(3-methoxyphenyl)amino}- carbonyl} amino	ethoxymethyl
-CH ₂ CH ₂ CH ₂ CH ₂ CH ₂ CH ₂ -	methyl(1-methylpiperdin-4- yl)amino	ethyl
-CH ₂ CH ₂ CH ₂ CH ₂ CH ₂ CH ₂ -	methyl(1-methylpiperdin-4- yl)amino	propyl
-CH ₂ CH ₂ CH ₂ CH ₂ CH ₂ CH ₂ -	methyl(1-methylpiperdin-4- yl)amino	butyl
-CH ₂ CH ₂ CH ₂ CH ₂ CH ₂ CH ₂ -	methyl(1-methylpiperdin-4- yl)amino	2-methoxyethyl
-CH ₂ CH ₂ CH ₂ CH ₂ CH ₂ CH ₂ -	methyl(1-methylpiperdin-4- yl)amino	ethoxymethyl

-CH ₂ CH ₂ CH ₂ CH ₂ CH ₂ CH ₂ -	4-pyrrolidin-1-ylpiperidin-1-yl	ethyl
-CH ₂ CH ₂ CH ₂ CH ₂ CH ₂ CH ₂ -	4-pyrrolidin-1-ylpiperidin-1-yl	propyl
-CH ₂ CH ₂ CH ₂ CH ₂ CH ₂ CH ₂ -	4-pyrrolidin-1-ylpiperidin-1-yl	butyl
-CH ₂ CH ₂ CH ₂ CH ₂ CH ₂ CH ₂ -	4-pyrrolidin-1-ylpiperidin-1-yl	2-methoxyethyl
-CH ₂ CH ₂ CH ₂ CH ₂ CH ₂ CH ₂ -	4-pyrrolidin-1-ylpiperidin-1-yl	ethoxymethyl
-CH ₂ CH ₂ CH ₂ CH ₂ CH ₂ CH ₂ -	1,4'-bipiperidin-1'-yl	ethyl
-CH ₂ CH ₂ CH ₂ CH ₂ CH ₂ CH ₂ -	1,4'-bipiperidin-1'-yl	propyl
-CH ₂ CH ₂ CH ₂ CH ₂ CH ₂ CH ₂ -	1,4'-bipiperidin-1'-yl	butyl
-CH ₂ CH ₂ CH ₂ CH ₂ CH ₂ CH ₂ -	1,4'-bipiperidin-1'-yl	2-methoxyethyl
-CH ₂ CH ₂ CH ₂ CH ₂ CH ₂ CH ₂ -	1,4'-bipiperidin-1'-yl	ethoxymethyl
-CH ₂ CH ₂ OCH ₂ CH ₂ -	(phenylaminocarbonyl)amino	ethyl
-CH ₂ CH ₂ OCH ₂ CH ₂ -	(phenylaminocarbonyl)amino	propyl
-CH ₂ CH ₂ OCH ₂ CH ₂ -	(phenylaminocarbonyl)amino	butyl
-CH ₂ CH ₂ OCH ₂ CH ₂ -	(phenylaminocarbonyl)amino	2-methoxyethyl
-CH ₂ CH ₂ OCH ₂ CH ₂ -	(phenylaminocarbonyl)amino	ethoxymethyl
-CH ₂ CH ₂ OCH ₂ CH ₂ -	(phenylaminocarbonothioyl)amino	ethyl
-CH ₂ CH ₂ OCH ₂ CH ₂ -	(phenylaminocarbonothioyl)amino	propyl
-CH ₂ CH ₂ OCH ₂ CH ₂ -	(phenylaminocarbonothioyl)amino	butyl
-CH ₂ CH ₂ OCH ₂ CH ₂ -	(phenylaminocarbonothioyl)amino	2-methoxyethyl
-CH ₂ CH ₂ OCH ₂ CH ₂ -	(phenylaminocarbonothioyl)amino	ethoxymethyl
-CH ₂ CH ₂ OCH ₂ CH ₂ -	{{(3-methoxyphenyl)amino}- carbonyl} amino	ethyl
-CH ₂ CH ₂ OCH ₂ CH ₂ -	{{(3-methoxyphenyl)amino}- carbonyl} amino	propyl
-CH ₂ CH ₂ OCH ₂ CH ₂ -	{{(3-methoxyphenyl)amino}- carbonyl} amino	butyl
-CH ₂ CH ₂ OCH ₂ CH ₂ -	{{(3-methoxyphenyl)amino}- carbonyl} amino	2-methoxyethyl
-CH ₂ CH ₂ OCH ₂ CH ₂ -	{{(3-methoxyphenyl)amino}- carbonyl} amino	ethoxymethyl
-CH ₂ CH ₂ OCH ₂ CH ₂ -	methyl(1-methylpiperidin-4-	ethyl

	yl)amino	
-CH ₂ CH ₂ OCH ₂ CH ₂ -	methyl(1-methylpiperdin-4-yl)amino	propyl
-CH ₂ CH ₂ OCH ₂ CH ₂ -	methyl(1-methylpiperdin-4-yl)amino	butyl
-CH ₂ CH ₂ OCH ₂ CH ₂ -	methyl(1-methylpiperdin-4-yl)amino	2-methoxyethyl
-CH ₂ CH ₂ OCH ₂ CH ₂ -	methyl(1-methylpiperdin-4-yl)amino	ethoxymethyl
-CH ₂ CH ₂ OCH ₂ CH ₂ -	4-pyrrolidin-1-ylpiperidin-1-yl	ethyl
-CH ₂ CH ₂ OCH ₂ CH ₂ -	4-pyrrolidin-1-ylpiperidin-1-yl	propyl
-CH ₂ CH ₂ OCH ₂ CH ₂ -	4-pyrrolidin-1-ylpiperidin-1-yl	butyl
-CH ₂ CH ₂ OCH ₂ CH ₂ -	4-pyrrolidin-1-ylpiperidin-1-yl	2-methoxyethyl
-CH ₂ CH ₂ OCH ₂ CH ₂ -	4-pyrrolidin-1-ylpiperidin-1-yl	ethoxymethyl
-CH ₂ CH ₂ OCH ₂ CH ₂ -	1,4'-bipiperidin-1'-yl	ethyl
-CH ₂ CH ₂ OCH ₂ CH ₂ -	1,4'-bipiperidin-1'-yl	propyl
-CH ₂ CH ₂ OCH ₂ CH ₂ -	1,4'-bipiperidin-1'-yl	butyl
-CH ₂ CH ₂ OCH ₂ CH ₂ -	1,4'-bipiperidin-1'-yl	2-methoxyethyl
-CH ₂ CH ₂ OCH ₂ CH ₂ -	1,4'-bipiperidin-1'-yl	ethoxymethyl

Compounds of the invention have been found to modulate cytokine biosynthesis by inducing the production of interferon α and/or tumor necrosis factor α in human cells when tested using one of the methods described below.

CYTOKINE INDUCTION IN HUMAN CELLS

An in vitro human blood cell system is used to assess cytokine induction. Activity is based on the measurement of interferon (α) and tumor necrosis factor (α) (IFN- α and TNF- α , respectively) secreted into culture media as described by Testerman et. al. in "Cytokine Induction by the Immunomodulators Imiquimod and S-27609", *Journal of Leukocyte Biology*, 58, 365-372 (September, 1995).

Blood Cell Preparation for Culture

Whole blood from healthy human donors is collected by venipuncture into vacutainer tubes or syringes containing EDTA. Peripheral blood mononuclear cells (PBMC) are separated from whole blood by density gradient centrifugation using
5 HISTOPAQUE-1077 (Sigma, St. Louis, MO) or Ficoll-Paque Plus (Amersham Biosciences Piscataway, NJ). Blood is diluted 1:1 with Dulbecco's Phosphate Buffered Saline (DPBS) or Hank's Balanced Salts Solution (HBSS). Alternately, whole blood is placed in Accuspin (Sigma) or LeucoSep (Greiner Bio-One, Inc., Longwood, FL) centrifuge frit tubes containing density gradient medium. The PBMC layer is collected
10 and washed twice with DPBS or HBSS and re-suspended at 4×10^6 cells/mL in RPMI complete. The PBMC suspension is added to 96 well flat bottom sterile tissue culture plates containing an equal volume of RPMI complete media containing test compound.

Compound Preparation

15 The compounds are solubilized in dimethyl sulfoxide (DMSO). The DMSO concentration should not exceed a final concentration of 1% for addition to the culture wells. The compounds are generally tested at concentrations ranging from 30-0.014 μ M. Controls include cell samples with media only, cell samples with DMSO only (no compound), and cell samples with reference compound.

20

Incubation

The solution of test compound is added at 60 μ M to the first well containing RPMI complete and serial 3 fold dilutions are made in the wells. The PBMC suspension is then added to the wells in an equal volume, bringing the test compound concentrations to the
25 desired range (usually 30-0.014 μ M). The final concentration of PBMC suspension is 2×10^6 cells/mL. The plates are covered with sterile plastic lids, mixed gently and then incubated for 18 to 24 hours at 37°C in a 5% carbon dioxide atmosphere.

Separation

30 Following incubation the plates are centrifuged for 10 minutes at 1000 rpm (approximately 200 x g) at 4°C. The cell-free culture supernatant is removed and transferred to sterile polypropylene tubes. Samples are maintained at -30 to -70°C until

analysis. The samples are analyzed for IFN- α by ELISA and for TNF- α by IGEN/BioVeris Assay.

Interferon (α) and Tumor Necrosis Factor (α) Analysis

5 IFN- α concentration is determined with a human multi-subtype colorimetric sandwich ELISA (Catalog Number 41105) from PBL Biomedical Laboratories, Piscataway, NJ. Results are expressed in pg/mL.

The TNF- α concentration is determined by ORIGEN M-Series Immunoassay and read on an IGEN M-8 analyzer from BioVeris Corporation, formerly known as IGEN
10 International, Gaithersburg, MD. The immunoassay uses a human TNF- α capture and detection antibody pair (Catalog Numbers AHC3419 and AHC3712) from Biosource International, Camarillo, CA. Results are expressed in pg/mL.

Assay Data and Analysis

15 In total, the data output of the assay consists of concentration values of TNF- α and IFN- α (y-axis) as a function of compound concentration (x-axis).

Analysis of the data has two steps. First, the greater of the mean DMSO (DMSO control wells) or the experimental background (usually 20 pg/mL for IFN- α and 40 pg/mL for TNF- α) is subtracted from each reading. If any negative values result from
20 background subtraction, the reading is reported as " * ", and is noted as not reliably detectable. In subsequent calculations and statistics, " * ", is treated as a zero. Second, all background subtracted values are multiplied by a single adjustment ratio to decrease experiment to experiment variability. The adjustment ratio is the area of the reference compound in the new experiment divided by the expected area of the reference compound
25 based on the past 61 experiments (unadjusted readings). This results in the scaling of the reading (y-axis) for the new data without changing the shape of the dose-response curve. The reference compound used is 2-[4-amino-2-ethoxymethyl-6,7,8,9-tetrahydro- α,α -dimethyl-1*H*-imidazo[4,5-*c*]quinolin-1-yl]ethanol hydrate (U.S. Patent No. 5,352,784; Example 91) and the expected area is the sum of the median dose values from the past 61
30 experiments.

The minimum effective concentration is calculated based on the background-subtracted, reference-adjusted results for a given experiment and compound. The

minimum effective concentration (μmolar) is the lowest of the tested compound concentrations that induces a response over a fixed cytokine concentration for the tested cytokine (usually 20 pg/mL for IFN- α and 40 pg/mL for TNF- α). The maximal response is the maximal amount of cytokine (pg/ml) produced in the dose-response.

5

CYTOKINE INDUCTION IN HUMAN CELLS

(High Throughput Screen)

The CYTOKINE INDUCTION IN HUMAN CELLS test method described above was modified as follows for high throughput screening.

10

Blood Cell Preparation for Culture

Whole blood from healthy human donors is collected by venipuncture into vacutainer tubes or syringes containing EDTA. Peripheral blood mononuclear cells (PBMC) are separated from whole blood by density gradient centrifugation using HISTOPAQUE-1077 (Sigma, St. Louis, MO) or Ficoll-Paque Plus (Amersham Biosciences Piscataway, NJ). Whole blood is placed in Accuspin (Sigma) or LeucoSep (Greiner Bio-One, Inc., Longwood, FL) centrifuge frit tubes containing density gradient medium. The PBMC layer is collected and washed twice with DPBS or HBSS and re-suspended at 4×10^6 cells/mL in RPMI complete (2-fold the final cell density). The PBMC suspension is added to 96-well flat bottom sterile tissue culture plates.

20

Compound Preparation

The compounds are solubilized in dimethyl sulfoxide (DMSO). The compounds are generally tested at concentrations ranging from 30 - 0.014 μM . Controls include cell samples with media only, cell samples with DMSO only (no compound), and cell samples with a reference compound 2-[4-amino-2-ethoxymethyl-6,7,8,9-tetrahydro- α,α -dimethyl-1H-imidazo[4,5-c]quinolin-1-yl]ethanol hydrate (U.S. Patent No. 5,352,784; Example 91) on each plate. The solution of test compound is added at 7.5 mM to the first well of a dosing plate and serial 3 fold dilutions are made for the 7 subsequent concentrations in DMSO. RPMI Complete media is then added to the test compound dilutions in order to reach a final compound concentration of 2-fold higher (60 - 0.028 μM) than the final tested concentration range.

30

Incubation

Compound solution is then added to the wells containing the PBMC suspension bringing the test compound concentrations to the desired range (usually 30 - 0.014 μM) and the DMSO concentration to 0.4 %. The final concentration of PBMC suspension is 2×10^6 cells/mL. The plates are covered with sterile plastic lids, mixed gently and then incubated for 18 to 24 hours at 37°C in a 5% carbon dioxide atmosphere.

Separation

Following incubation the plates are centrifuged for 10 minutes at 1000 rpm (approximately 200 g) at 4°C. 4-plex Human Panel MSD MULTI-SPOT 96-well plates are pre-coated with the appropriate capture antibodies by MesoScale Discovery, Inc. (MSD, Gaithersburg, MD). The cell-free culture supernatants are removed and transferred to the MSD plates. Fresh samples are typically tested, although they may be maintained at -30 to -70°C until analysis.

Interferon- α and Tumor Necrosis Factor- α Analysis

MSD MULTI-SPOT plates contain within each well capture antibodies for human TNF- α and human IFN- α that have been pre-coated on specific spots. Each well contains four spots: one human TNF- α capture antibody (MSD) spot, one human IFN- α capture antibody (PBL Biomedical Laboratories, Piscataway, NJ) spot, and two inactive bovine serum albumin spots. The human TNF- α capture and detection antibody pair is from MesoScale Discovery. The human IFN- α multi-subtype antibody (PBL Biomedical Laboratories) captures all IFN- α subtypes except IFN- α F (IFNA21). Standards consist of recombinant human TNF- α (R&D Systems, Minneapolis, MN) and IFN- α (PBL Biomedical Laboratories). Samples and separate standards are added at the time of analysis to each MSD plate. Two human IFN- α detection antibodies (Cat. Nos. 21112 & 21100, PBL) are used in a two to one ratio (weight:weight) to each other to determine the IFN- α concentrations. The cytokine-specific detection antibodies are labeled with the SULFO-TAG reagent (MSD). After adding the SULFO-TAG labeled detection antibodies to the wells, each well's electrochemoluminescent levels are read using MSD's SECTOR HTS READER. Results are expressed in pg/mL upon calculation with known cytokine standards.

Assay Data and Analysis

In total, the data output of the assay consists of concentration values of TNF- α or IFN- α (y-axis) as a function of compound concentration (x-axis).

5 A plate-wise scaling is performed within a given experiment aimed at reducing plate-to-plate variability associated within the same experiment. First, the greater of the median DMSO (DMSO control wells) or the experimental background (usually 20 pg/mL for IFN- α and 40 pg/mL for TNF- α) is subtracted from each reading. Negative values that may result from background subtraction are set to zero. Each plate within a given
10 experiment has a reference compound that serves as a control. This control is used to calculate a median expected area under the curve across all plates in the assay. A plate-wise scaling factor is calculated for each plate as a ratio of the area of the reference compound on the particular plate to the median expected area for the entire experiment. The data from each plate are then multiplied by the plate-wise scaling factor for all plates.
15 Only data from plates bearing a scaling factor of between 0.5 and 2.0 (for both cytokines IFN- α , TNF- α) are reported. Data from plates with scaling factors outside the above mentioned interval are retested until they bear scaling factors inside the above mentioned interval. The above method produces a scaling of the y-values without altering the shape of the curve. The reference compound used is 2-[4-amino-2-ethoxymethyl-6,7,8,9-
20 tetrahydro- α,α -dimethyl-1*H*-imidazo[4,5-*c*]quinolin-1-yl]ethanol hydrate (U.S. Patent No. 5,352,784; Example 91). The median expected area is the median area across all plates that are part of a given experiment.

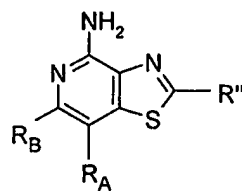
A second scaling may also be performed to reduce inter-experiment variability (across multiple experiments). All background-subtracted values are multiplied by a
25 single adjustment ratio to decrease experiment-to-experiment variability. The adjustment ratio is the area of the reference compound in the new experiment divided by the expected area of the reference compound based on an average of previous experiments (unadjusted readings). This results in the scaling of the reading (y-axis) for the new data without changing the shape of the dose-response curve. The reference compound used is 2-[4-
30 amino-2-ethoxymethyl-6,7,8,9-tetrahydro- α,α -dimethyl-1*H*-imidazo[4,5-*c*]quinolin-1-yl]ethanol hydrate (U.S. Patent No. 5,352,784; Example 91) and the expected area is the sum of the median dose values from an average of previous experiments.

The minimum effective concentration is calculated based on the background-subtracted, reference-adjusted results for a given experiment and compound. The minimum effective concentration (μmolar) is the lowest of the tested compound concentrations that induces a response over a fixed cytokine concentration for the tested
5 cytokine (usually 20 pg/mL for IFN- α and 40 pg/mL for TNF- α). The maximal response is the maximal amount of cytokine (pg/ml) produced in the dose-response.

The complete disclosures of the patents, patent documents, and publications cited herein are incorporated by reference in their entirety as if each were individually
10 incorporated. Various modifications and alterations to this invention will become apparent to those skilled in the art without departing from the scope and spirit of this invention. It should be understood that this invention is not intended to be unduly limited by the illustrative embodiments and examples set forth herein and that such examples and
15 embodiments are presented by way of example only with the scope of the invention intended to be limited only by the claims set forth herein as follows.

WHAT IS CLAIMED IS:

1. A compound of Formula I:



I

5 wherein:

R_A and R_B taken together form a fused benzene ring or fused pyridine ring wherein the benzene ring or pyridine ring is substituted by one $-O-R_3$ group, or substituted by one $-O-R_3$ group and one R group;

R_3 is selected from the group consisting of:

- 10 $-Z-Y-R_4$,
 $-Z-Y-X-Y-R_4$,
 $-Z-Y-X-Y-X-Y-R_4$,
 $-Z-R_5$,
 $-Z-Het$,
 15 $-Z-Het'-R_4$, and
 $-Z-Het'-Y-R_4$;

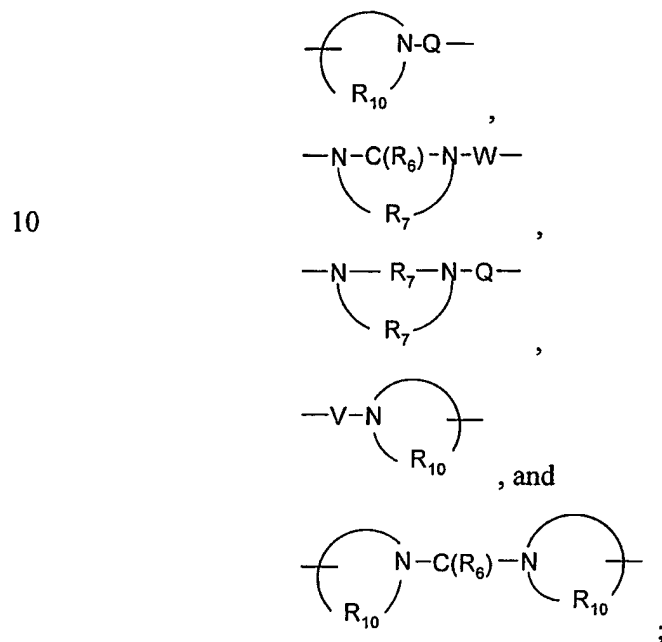
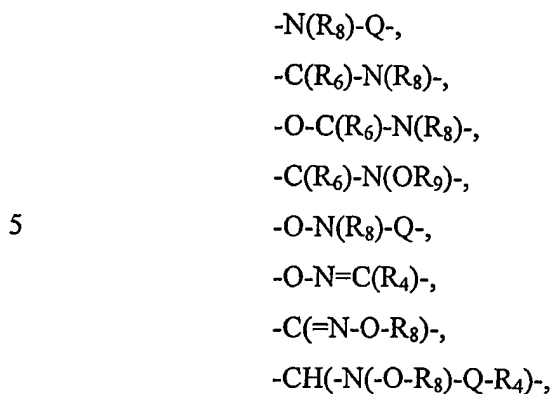
R is selected from the group consisting of alkyl, alkoxy, hydroxy, halogen, and trifluoromethyl;

R'' is hydrogen or a non-interfering substituent;

20 Z is selected from the group consisting of alkylene, alkenylene, and alkynylene, wherein alkylene, alkenylene, and alkynylene can be optionally interrupted with one or more $-O-$ groups;

Y is selected from the group consisting of:

- 25 $-S(O)_{0-2}-$,
 $-S(O)_2-N(R_8)-$,
 $-C(R_6)-$,
 $-C(R_6)-O-$,
 $-O-C(R_6)-$,
 $-O-C(O)-O-$,



15 Het is heterocyclyl which can be unsubstituted or substituted by one or more substituents independently selected from the group consisting of alkyl, alkoxy, haloalkyl, haloalkoxy, halogen, nitro, hydroxy, hydroxyalkyl, cyano, hydroxyalkyleneoxyalkylenyl, amino, alkylamino, dialkylamino, and oxo;

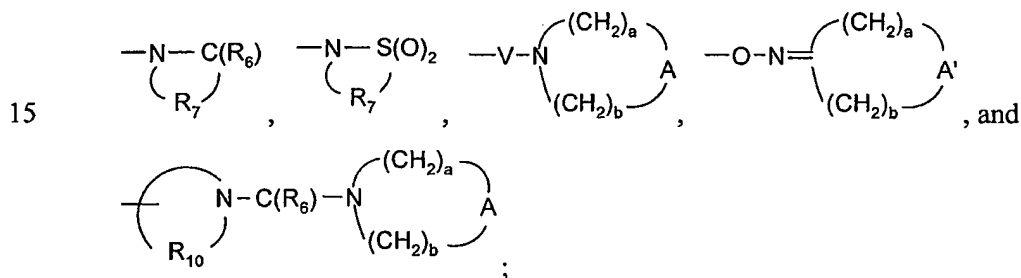
20 Het' is heterocyclylene which can be unsubstituted or substituted by one or more substituents independently selected from the group consisting of alkyl, alkoxy, haloalkyl, haloalkoxy, halogen, nitro, hydroxy, hydroxyalkyl, cyano, amino, alkylamino, dialkylamino, and oxo;

X is selected from the group consisting of alkylene, alkenylene, alkynylene, arylene, heteroarylene, and heterocyclylene wherein the alkylene, alkenylene, and

alkynylene groups can be optionally interrupted or terminated with arylene, heteroarylene, or heterocyclylene, and optionally interrupted by one or more -O- groups;

R₄ is selected from the group consisting of hydrogen, alkyl, alkenyl, alkynyl, aryl, arylalkylenyl, aryloxyalkylenyl, alkylarylenyl, heteroaryl, heteroarylalkylenyl, heteroaryloxyalkylenyl, alkylheteroarylenyl, and heterocyclyl wherein the alkyl, alkenyl, alkynyl, aryl, arylalkylenyl, aryloxyalkylenyl, alkylarylenyl, heteroaryl, heteroarylalkylenyl, heteroaryloxyalkylenyl, alkylheteroarylenyl, and heterocyclyl groups can be unsubstituted or substituted by one or more substituents independently selected from the group consisting of alkyl, alkoxy, hydroxyalkyl, haloalkyl, haloalkoxy, halogen, nitro, hydroxy, mercapto, cyano, aryl, aryloxy, arylalkyleneoxy, heteroaryl, heteroaryloxy, heteroarylalkyleneoxy, heterocyclyl, amino, alkylamino, dialkylamino, (dialkylamino)alkyleneoxy, and in the case of alkyl, alkenyl, alkynyl, and heterocyclyl, oxo;

R₅ is selected from the group consisting of:



R₆ is selected from the group consisting of =O and =S;

R₇ is C₂₋₇ alkylene;

R₈ is selected from the group consisting of hydrogen, alkyl, hydroxyalkylenyl, alkoxyalkylenyl, arylalkylenyl, and heteroarylalkylenyl;

R₉ is selected from the group consisting of hydrogen and alkyl;

R₁₀ is C₃₋₈ alkylene;

A is selected from the group consisting of -O-, -CH₂-, -C(O)-, -S(O)₀₋₂-, and -N(R₄)-;

A' is selected from the group consisting of -O-, -S(O)₀₋₂-, -N(-Q-R₄)-, and -CH₂-;

Q is selected from the group consisting of a bond, -C(R₆)-, -C(R₆)-C(R₆)-, -S(O)₂-, -C(R₆)-N(R₈)-W-, -S(O)₂-N(R₈)-, -C(R₆)-O-, and -C(R₆)-N(OR₉)-;

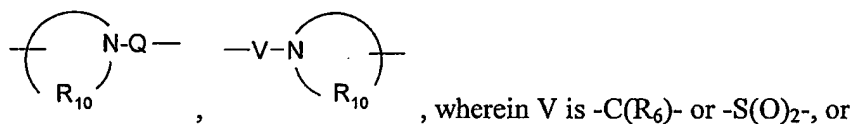
V is selected from the group consisting of -C(R₆)-, -O-C(R₆)-, -N(R₈)-C(R₆)-, and

-S(O)₂-;

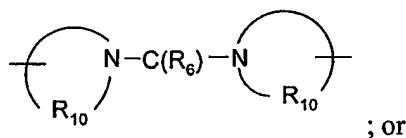
W is selected from the group consisting of a bond, -C(O)-, and -S(O)₂-; and a and b are independently integers from 1 to 6 with the proviso that a + b is ≤ 7; with the proviso that Z can also be a bond when:

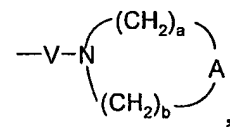
5 R₃ is -Z-Het, -Z-Het'-R₄, or -Z-Het'-Y-R₄, and Z is attached to an atom other than N in Het or Het'; or

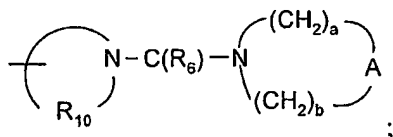
R₃ is -Z-Y-R₄, -Z-Y-X-Y-R₄, or -Z-Y-X-Y-X-Y-R₄, and the Y group bonded to Z is -S(O)₂-, -S(O)₂-N(R₈)-, -C(R₆)-, -C(R₆)-O-, -C(R₆)-N(R₈)-,



10



R₃ is -Z-R₅, and R₅ is
 
 , wherein V is -C(R₆)- or -S(O)₂-,

or
 
 ; and

with the further proviso that Y can also be -O- when:

15

Y is bonded to R₄, and R₄ is selected from the group consisting of hydrogen, aryl, and heteroaryl, wherein aryl and heteroaryl can be unsubstituted or substituted by one or more substituents; or

Y is bonded to Z and X, and X is arylene or heteroarylene; or a pharmaceutically acceptable salt thereof.

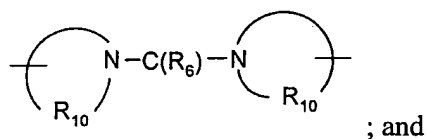
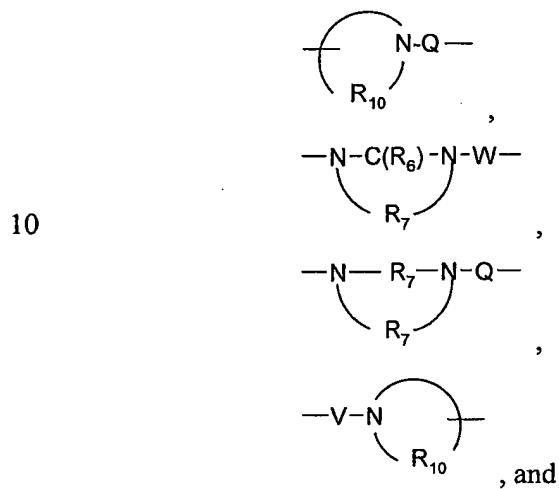
20

2. The compound or salt of claim 1 wherein R'' is R₂; wherein R₂ is selected from the group consisting of -R₄, -X-R₄, -X-Y'-R₄, and -X-R₅'; wherein

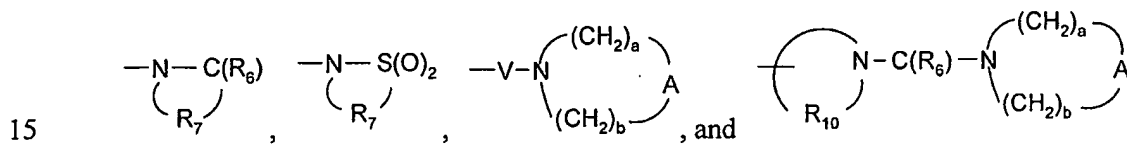
Y' is selected from the group consisting of:

- 25
- O-,
 - S(O)₀₋₂-,
 - S(O)₂-N(R₈)-,

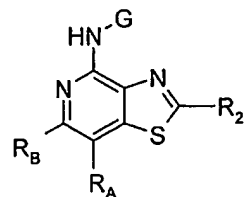
- 5
 -C(R₆)-,
 -C(R₆)-O-,
 -O-C(R₆)-,
 -O-C(O)-O-,
 -N(R₈)-Q-,
 -C(R₆)-N(R₈)-,
 -O-C(R₆)-N(R₈)-,
 -C(R₆)-N(OR₉)-,



R₅' is selected from the group consisting of:



3. A compound of Formula VII:



VII

wherein:

R_A and R_B taken together form a fused benzene ring or fused pyridine ring wherein the benzene ring or pyridine ring is substituted by one $-O-R_3$ group, or substituted by one $-O-R_3$ group and one R group;

5 R_3 is selected from the group consisting of:

-Z-Y- R_4 ,
 -Z-Y-X-Y- R_4 ,
 -Z-Y-X-Y-X-Y- R_4 ,
 -Z- R_5 ,
 10 -Z-Het,
 -Z-Het'- R_4 , and
 -Z-Het'-Y- R_4 ;

R is selected from the group consisting of alkyl, alkoxy, hydroxy, halogen, and trifluoromethyl;

15 G is selected from the group consisting of:

-C(O)- R' ,
 α -aminoacyl,
 α -aminoacyl- α -aminoacyl,
 -C(O)-O- R' ,
 20 -C(O)-N(R''')- R' ,
 -C(=NY₁)- R' ,
 -CH(OH)-C(O)-OY₁,
 -CH(OC₁₋₄ alkyl)Y₀,
 -CH₂Y₂, and
 25 -CH(CH₃)Y₂;

R' and R''' are independently selected from the group consisting of C₁₋₁₀ alkyl, C₃₋₇ cycloalkyl, phenyl, and benzyl, each of which may be unsubstituted or substituted by one or more substituents independently selected from the group consisting of halogen, hydroxy, nitro, cyano, carboxy, C₁₋₆ alkyl, C₁₋₄ alkoxy, aryl, heteroaryl, aryl-C₁₋₄ alkylenyl, 30 heteroaryl-C₁₋₄ alkylenyl, halo-C₁₋₄ alkylenyl, halo-C₁₋₄ alkoxy, -O-C(O)-CH₃, -C(O)-O-CH₃, -C(O)-NH₂, -O-CH₂-C(O)-NH₂, -NH₂, and -S(O)₂-NH₂, with the proviso that R''' can also be hydrogen;

α -aminoacyl is an α -aminoacyl group derived from an amino acid selected from the group consisting of racemic, D-, and L-amino acids;

Y_1 is selected from the group consisting of hydrogen, C_{1-6} alkyl, and benzyl;

Y_0 is selected from the group consisting of C_{1-6} alkyl, carboxy- C_{1-6} alkylenyl, amino- C_{1-4} alkylenyl, mono- N - C_{1-6} alkylamino- C_{1-4} alkylenyl, and
 5 di- N,N - C_{1-6} alkylamino- C_{1-4} alkylenyl;

Y_2 is selected from the group consisting of mono- N - C_{1-6} alkylamino, di- N,N - C_{1-6} alkylamino, morpholin-4-yl, piperidin-1-yl, pyrrolidin-1-yl, and
 4- C_{1-4} alkylpiperazin-1-yl;

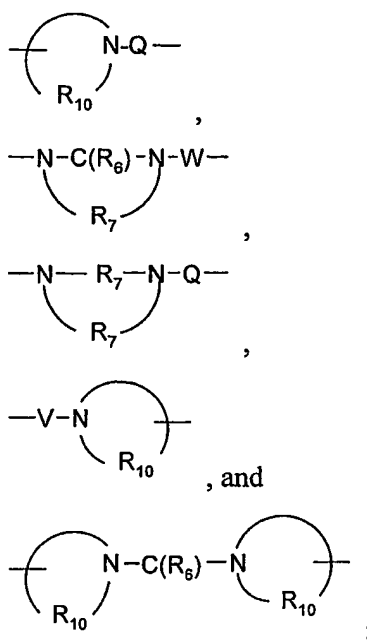
10 R_2 is selected from the group consisting of:

- R_4 ,
 - X - R_4 ,
 - X - Y' - R_4 , and
 - X - R_5' ;

15 Z is selected from the group consisting of alkylene, alkenylene, and alkynylene, wherein alkylene, alkenylene, and alkynylene can be optionally interrupted with one or more -O- groups;

Y is selected from the group consisting of:

20 - $S(O)_{0-2}$ -,
 - $S(O)_2-N(R_8)$ -,
 - $C(R_6)$ -,
 - $C(R_6)-O$ -,
 - $O-C(R_6)$ -,
 - $O-C(O)-O$ -,
 25 - $N(R_8)-Q$ -,
 - $C(R_6)-N(R_8)$ -,
 - $O-C(R_6)-N(R_8)$ -,
 - $C(R_6)-N(OR_9)$ -,
 - $O-N(R_8)-Q$ -,
 30 - $O-N=C(R_4)$ -,
 - $C(=N-O-R_8)$ -,
 - $CH(-N(-O-R_8)-Q-R_4)$ -;



5

Het is heterocyclyl which can be unsubstituted or substituted by one or more substituents independently selected from the group consisting of alkyl, alkoxy, haloalkyl, haloalkoxy, halogen, nitro, hydroxy, hydroxyalkyl, cyano, hydroxyalkyleneoxyalkylenyl, amino, alkylamino, dialkylamino, and oxo;

10

Het' is heterocyclylene which can be unsubstituted or substituted by one or more substituents independently selected from the group consisting of alkyl, alkoxy, haloalkyl, haloalkoxy, halogen, nitro, hydroxy, hydroxyalkyl, cyano, amino, alkylamino, dialkylamino, and oxo;

15

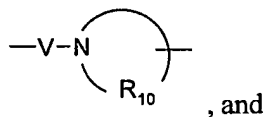
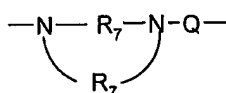
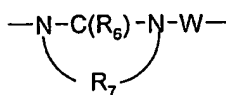
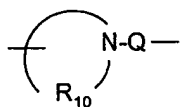
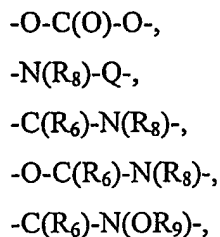
X is selected from the group consisting of alkylene, alkenylene, alkynylene, arylene, heteroarylene, and heterocyclylene wherein the alkylene, alkenylene, and alkynylene groups can be optionally interrupted or terminated with arylene, heteroarylene, or heterocyclylene, and optionally interrupted by one or more -O- groups;

Y' is selected from the group consisting of:

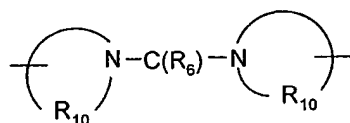
20

- O-,
- S(O)₀₋₂-,
- S(O)₂-N(R₈)-,
- C(R₆)-,
- C(R₆)-O-,
- O-C(R₆)-,

5



, and

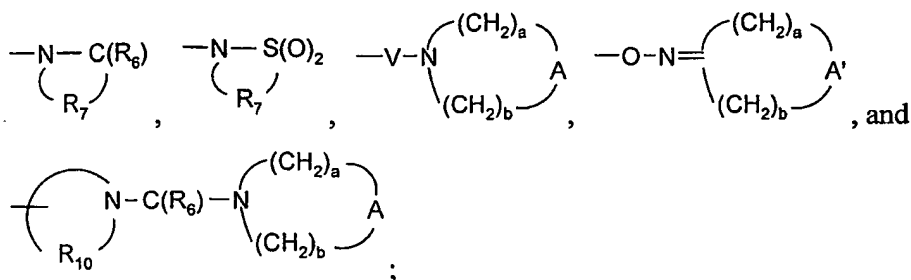


10

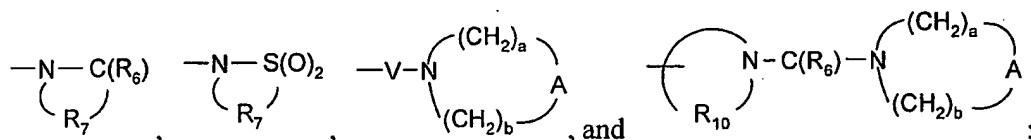
R₄ is selected from the group consisting of hydrogen, alkyl, alkenyl, alkynyl, aryl, arylalkylenyl, aryloxyalkylenyl, alkylarylenyl, heteroaryl, heteroarylalkylenyl, heteroaryloxyalkylenyl, alkylheteroarylenyl, and heterocyclyl wherein the alkyl, alkenyl, alkynyl, aryl, arylalkylenyl, aryloxyalkylenyl, alkylarylenyl, heteroaryl, heteroarylalkylenyl, heteroaryloxyalkylenyl, alkylheteroarylenyl, and heterocyclyl groups can be unsubstituted or substituted by one or more substituents independently selected from the group consisting of alkyl, alkoxy, hydroxyalkyl, haloalkyl, haloalkoxy, halogen, nitro, hydroxy, mercapto, cyano, aryl, aryloxy, arylalkyleneoxy, heteroaryl, heteroaryloxy, heteroarylalkyleneoxy, heterocyclyl, amino, alkylamino, dialkylamino, (dialkylamino)alkyleneoxy, and in the case of alkyl, alkenyl, alkynyl, and heterocyclyl, oxo;

20

R₅ is selected from the group consisting of:



R_{5'} is selected from the group consisting of:



5 R₆ is selected from the group consisting of =O and =S;

R₇ is C₂₋₇ alkylene;

R₈ is selected from the group consisting of hydrogen, alkyl, hydroxyalkylenyl, alkoxyalkylenyl, arylalkylenyl, and heteroarylalkylenyl;

R₉ is selected from the group consisting of hydrogen and alkyl;

10 R₁₀ is C₃₋₈ alkylene;

A is selected from the group consisting of -O-, -CH₂-, -C(O)-, -S(O)₀₋₂-, and -N(R₄)-;

A' is selected from the group consisting of -O-, -S(O)₀₋₂-, -N(-Q-R₄)-, and -CH₂-;

15 Q is selected from the group consisting of a bond, -C(R₆)-, -C(R₆)-C(R₆)-, -S(O)₂-, -C(R₆)-N(R₈)-W-, -S(O)₂-N(R₈)-, -C(R₆)-O-, and -C(R₆)-N(OR₉)-;

V is selected from the group consisting of -C(R₆)-, -O-C(R₆)-, -N(R₈)-C(R₆)-, and -S(O)₂-;

W is selected from the group consisting of a bond, -C(O)-, and -S(O)₂-; and

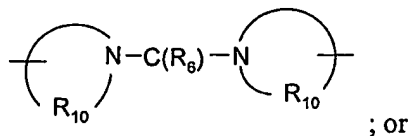
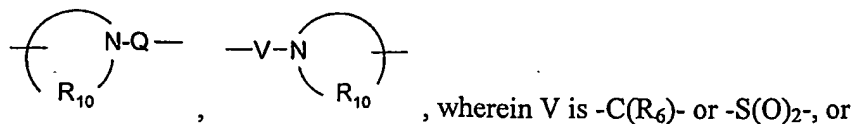
a and b are independently integers from 1 to 6 with the proviso that a + b is ≤ 7;

20 with the proviso that Z can also be a bond when:

R₃ is -Z-Het, -Z-Het'-R₄, or -Z-Het'-Y-R₄, and Z is attached to an atom other than N in Het or Het'; or

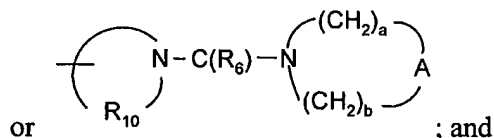
R₃ is -Z-Y-R₄, -Z-Y-X-Y-R₄, or -Z-Y-X-Y-X-Y-R₄, and the Y group

bonded to Z is $-S(O)_2-$, $-S(O)_2-N(R_8)-$, $-C(R_6)-$, $-C(R_6)-O-$, $-C(R_6)-N(R_8)-$,



R_3 is $-Z-R_5$, and R_5 is $\text{---} \text{V} \text{---} \text{N} \left(\text{---} \text{CH}_2 \right)_a \text{---} \text{A} \left(\text{---} \text{CH}_2 \right)_b \text{---}$, wherein V is $-C(R_6)-$ or $-S(O)_2-$,

5



with the further proviso that Y can also be $-O-$ when:

Y is bonded to R_4 , and R_4 is selected from the group consisting of hydrogen, aryl, and heteroaryl, wherein aryl and heteroaryl can be unsubstituted or substituted by one or more substituents; or

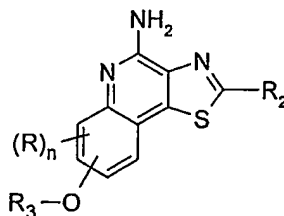
10

Y is bonded to Z and X, and X is arylene or heteroarylene; or a pharmaceutically acceptable salt thereof.

15

4. The compound or salt of claim 1 or claim 3 wherein R_A and R_B taken together form a fused benzene ring wherein the benzene ring is substituted by one $-O-R_3$ group, or substituted by one $-O-R_3$ group and one R group.

5. A compound of Formula II:



II

20

wherein:

R_3 is selected from the group consisting of:

-Z-Y-R₄,
 -Z-Y-X-Y-R₄,
 -Z-Y-X-Y-X-Y-R₄,
 -Z-R₅,
 5 -Z-Het,
 -Z-Het'-R₄, and
 -Z-Het'-Y-R₄;

R is selected from the group consisting of alkyl, alkoxy, hydroxy, halogen, and trifluoromethyl;

10 n is 0 or 1;

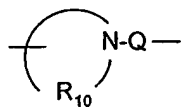
R₂ is selected from the group consisting of:

-R₄,
 -X-R₄,
 -X-Y'-R₄, and
 15 -X-R₅';

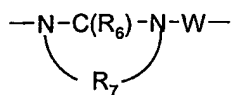
Z is selected from the group consisting of alkylene, alkenylene, and alkynylene, wherein alkylene, alkenylene, and alkynylene can be optionally interrupted with one or more -O- groups;

Y is selected from the group consisting of:

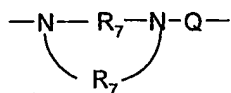
20 -S(O)₀₋₂-,
 -S(O)₂-N(R₈)-,
 -C(R₆)-,
 -C(R₆)-O-,
 -O-C(R₆)-,
 25 -O-C(O)-O-,
 -N(R₈)-Q-,
 -C(R₆)-N(R₈)-,
 -O-C(R₆)-N(R₈)-,
 -C(R₆)-N(OR₉)-,
 30 -O-N(R₈)-Q-,
 -O-N=C(R₄)-,
 -C(=N-O-R₈)-,



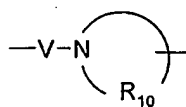
,



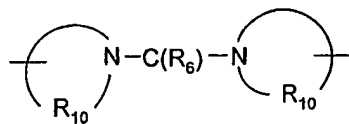
,



,



, and



;

5

Het is heterocyclyl which can be unsubstituted or substituted by one or more substituents independently selected from the group consisting of alkyl, alkoxy, haloalkyl, haloalkoxy, halogen, nitro, hydroxy, hydroxyalkyl, cyano, hydroxyalkyleneoxyalkylenyl, amino, alkylamino, dialkylamino, and oxo;

10

Het' is heterocyclylene which can be unsubstituted or substituted by one or more substituents independently selected from the group consisting of alkyl, alkoxy, haloalkyl, haloalkoxy, halogen, nitro, hydroxy, hydroxyalkyl, cyano, amino, alkylamino, dialkylamino, and oxo;

15

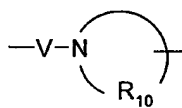
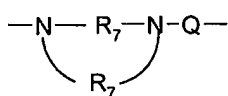
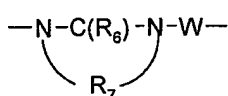
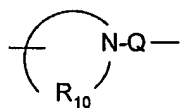
X is selected from the group consisting of alkylene, alkenylene, alkynylene, arylene, heteroarylene, and heterocyclylene wherein the alkylene, alkenylene, and alkynylene groups can be optionally interrupted or terminated with arylene, heteroarylene, or heterocyclylene, and optionally interrupted by one or more -O- groups;

Y' is selected from the group consisting of:

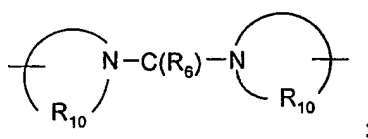
20

- O-,
- S(O)₀₋₂-,
- S(O)₂-N(R₈)-,
- C(R₆)-,
- C(R₆)-O-,

5
 -O-C(R₆)-,
 -O-C(O)-O-,
 -N(R₈)-Q-,
 -C(R₆)-N(R₈)-,
 -O-C(R₆)-N(R₈)-,
 -C(R₆)-N(OR₉)-,

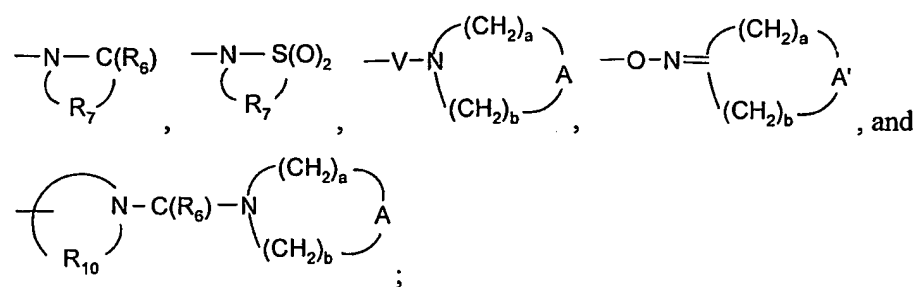


10 , and

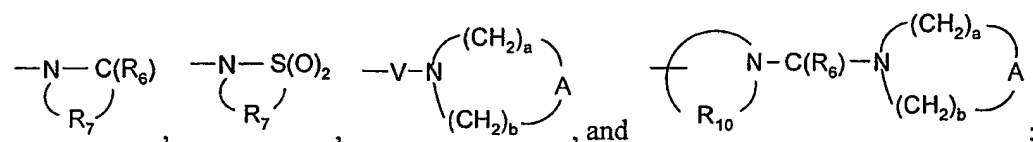


15 R₄ is selected from the group consisting of hydrogen, alkyl, alkenyl, alkynyl, aryl, arylalkylenyl, aryloxyalkylenyl, alkylarylenyl, heteroaryl, heteroarylalkylenyl, heteroaryloxyalkylenyl, alkylheteroarylenyl, and heterocyclyl wherein the alkyl, alkenyl, alkynyl, aryl, arylalkylenyl, aryloxyalkylenyl, alkylarylenyl, heteroaryl, heteroarylalkylenyl, heteroaryloxyalkylenyl, alkylheteroarylenyl, and heterocyclyl groups
 20 can be unsubstituted or substituted by one or more substituents independently selected from the group consisting of alkyl, alkoxy, hydroxyalkyl, haloalkyl, haloalkoxy, halogen, nitro, hydroxy, mercapto, cyano, aryl, aryloxy, arylalkyleneoxy, heteroaryl, heteroaryloxy, heteroarylalkyleneoxy, heterocyclyl, amino, alkylamino, dialkylamino, (dialkylamino)alkyleneoxy, and in the case of alkyl, alkenyl, alkynyl, and heterocyclyl, oxo;

R₅ is selected from the group consisting of:



R_{5'} is selected from the group consisting of:



5

R₆ is selected from the group consisting of =O and =S;

R₇ is C₂₋₇ alkylene;

R₈ is selected from the group consisting of hydrogen, alkyl, hydroxyalkylenyl, alkoxyalkylenyl, arylalkylenyl, and heteroarylalkylenyl;

R₉ is selected from the group consisting of hydrogen and alkyl;

10

R₁₀ is C₃₋₈ alkylene;

A is selected from the group consisting of -O-, -CH₂-, -C(O)-, -S(O)₀₋₂-, and -N(R₄)-;

A' is selected from the group consisting of -O-, -S(O)₀₋₂-, -N(-Q-R₄)-, and -CH₂-;

15

Q is selected from the group consisting of a bond, -C(R₆)-, -C(R₆)-C(R₆)-, -S(O)₂-, -C(R₆)-N(R₈)-W-, -S(O)₂-N(R₈)-, -C(R₆)-O-, and -C(R₆)-N(OR₉)-;

V is selected from the group consisting of -C(R₆)-, -O-C(R₆)-, -N(R₈)-C(R₆)-, and -S(O)₂-;

W is selected from the group consisting of a bond, -C(O)-, and -S(O)₂-; and

a and b are independently integers from 1 to 6 with the proviso that a + b is ≤ 7;

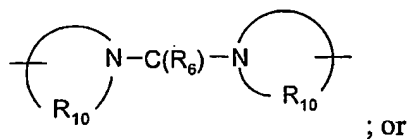
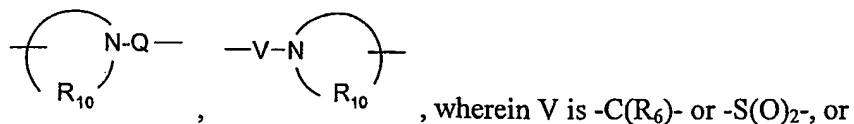
20

with the proviso that Z can also be a bond when:

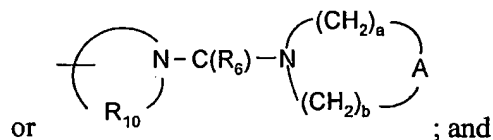
R₃ is -Z-Het, -Z-Het'-R₄, or -Z-Het'-Y-R₄, and Z is attached to an atom other than N in Het or Het'; or

R₃ is -Z-Y-R₄, -Z-Y-X-Y-R₄, or -Z-Y-X-Y-X-Y-R₄, and the Y group

bonded to Z is $-S(O)_2-$, $-S(O)_2-N(R_8)-$, $-C(R_6)-$, $-C(R_6)-O-$, $-C(R_6)-N(R_8)-$,



R_3 is $-Z-R_5$, and R_5 is $-\text{V-N} \left(\begin{array}{c} \text{(CH}_2\text{)}_a \\ \text{(CH}_2\text{)}_b \end{array} \right) \text{---} \text{A}$, wherein V is $-C(R_6)-$ or $-S(O)_2-$,

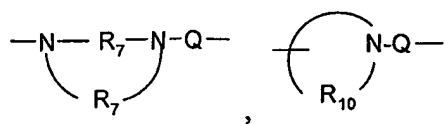


with the further proviso that Y can also be $-O-$ when:

Y is bonded to R_4 , and R_4 is selected from the group consisting of hydrogen, aryl, and heteroaryl, wherein aryl and heteroaryl can be unsubstituted or substituted by one or more substituents; or

10 Y is bonded to Z and X, and X is arylene or heteroarylene;
or a pharmaceutically acceptable salt thereof.

6. The compound or salt of claim 5 wherein n is 0.
- 15 7. The compound or salt of any one of claims 2, 3, 5, and 6 or claim 4 as dependent on claim 3 wherein R_2 is selected from the group consisting of hydrogen, alkyl, alkoxyalkylenyl, and hydroxyalkylenyl.
- 20 8. The compound or salt of claim 7 wherein R_2 is selected from the group consisting of methyl, ethyl, n-propyl, n-butyl, ethoxymethyl, methoxymethyl, and 2-methoxyethyl.
9. The compound or salt of any one of claims 1 through 8 wherein R_3 is $-Z-Y-R_4$ or $-Z-Y-X-Y-R_4$.
- 25 10. The compound or salt of claim 9 wherein Y is $-N(R_3)-Q-$,



, or -C(O)-; wherein

Q is selected from the group consisting of a bond, -C(O)-, -C(O)-O-, -S(O)₂-,
-C(R₆)-N(R₈)-, and -S(O)₂-N(R₈)-;

R₆ is selected from the group consisting of =O or =S;

5 R₇ is C₂₋₃ alkylene;

R₈ is selected from the group consisting of hydrogen, C₁₋₄ alkyl, and
C₁₋₄ alkoxyC₁₋₄ alkylene;

R₁₀ is C₃₋₆ alkylene; and

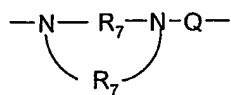
10 R₄ is selected from the group consisting of alkyl, aryl, arylalkylene,
alkylheteroarylene, heteroarylene, heteroaryl, and heterocyclyl;

wherein alkyl is unsubstituted or substituted by one or more substituents
selected from the group consisting of hydroxy, alkoxy, halogen, and aryl;

15 wherein aryl, heteroaryl, and arylalkylene are unsubstituted or substituted
by one or more substituents selected from the group consisting of alkyl, halogen,
cyano, dialkylamino, and alkoxy;

and wherein heterocyclyl is unsubstituted or substituted by one or more
alkyl substituents.

11. The compound or salt of claim 9 wherein Y is -N(R₈)-Q- or



20 ; wherein

Q is selected from the group consisting of a bond, -C(O)-, -C(O)-O-, -S(O)₂-, and
-C(R₆)-N(R₈)-;

R₆ is selected from the group consisting of =O or =S;

R₇ is C₂₋₃ alkylene;

25 R₈ is selected from the group consisting of hydrogen, C₁₋₄ alkyl, and
C₁₋₄ alkoxyC₁₋₄ alkylene; and

R₄ is selected from the group consisting of alkyl, aryl, arylalkylene,
alkylheteroarylene, heteroarylene, heteroaryl, and heterocyclyl;

wherein alkyl is unsubstituted or substituted by one or more substituents selected from the group consisting of hydroxy, alkoxy, and aryl;

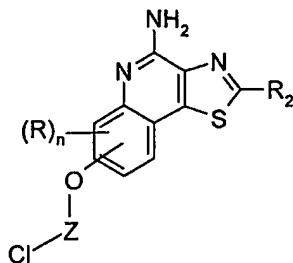
wherein aryl and arylalkylenyl are unsubstituted or substituted by one or more substituents selected from the group consisting of alkyl, halogen, cyano, dialkylamino, and alkoxy; and

wherein heterocyclyl is unsubstituted or substituted by one or more alkyl substituents.

12. The compound or salt of any one of claims 1 through 11 wherein Y is $-N(R_8)-Q-$.
13. The compound or salt of any one of claims 10 through 12 wherein Q is $-C(O)-$.
14. The compound or salt of any one of claims 10 through 12 wherein Q is $-S(O)_2-$.
15. The compound or salt of any one of claims 10 through 12 wherein Q is $-C(R_6)-N(R_8)-$.
16. The compound or salt of any one of claims 13 through 15 wherein R_4 is C_{1-4} alkyl and R_8 is hydrogen.
17. The compound or salt of any one of claims 13 through 15 wherein R_4 is phenyl that is unsubstituted or substituted by methoxy and R_8 is hydrogen.
18. The compound or salt of claim 12 wherein Q is a bond, R_4 is heterocyclyl that is unsubstituted or substituted by one or more alkyl groups, and R_8 is C_{1-4} alkyl.
19. The compound or salt of claim 9 wherein:
 R_3 is $-Z-Y-R_4$, wherein Y is $-O-$ and R_4 is phenyl that is unsubstituted or substituted by one or more substituents selected from the group consisting of alkyl, halogen, cyano, alkoxy, nitro, and haloalkyl; or
 R_3 is $-Z-Y-X-Y_c-R_4$, wherein Y is $-O-$, X is phenylene, and Y_c-R_4 is selected from the group consisting of $-C(O)-$ alkyl, $-C(O)-O-$ alkyl, $-S-$ alkyl, $-NH-C(O)-$ alkyl,

26. The compound or salt of any one of claims 1 through 8 or any one of claims 23 through 25 wherein Het is substituted by one or more substituents selected from the group consisting of alkyl, hydroxy, hydroxyalkyl, hydroxyalkyleneoxyalkylenyl, and dialkylamino.
27. The compound or salt of any one of claims 23 through 25 wherein R₄ is heterocyclyl.
28. The compound or salt of any one of claims 1 through 8 wherein R₃ is -Z-Het'-Y-R₄.
29. The compound or salt claim 28, wherein Het' is selected from the group consisting of the divalent form of tetrahydropyranyl, tetrahydrofuranyl, 1,3-dioxolanyl, pyrrolidinyl, piperidinyl, morpholinyl, thiomorpholinyl, thiazolidinyl, azepanyl, diazepanyl, dihydroisoquinolin-(1*H*)-yl, octahydroisoquinolin-(1*H*)-yl, dihydroquinolin-(2*H*)-yl, octahydroquinolin-(2*H*)-yl, dihydro-1*H*-imidazolyl, and piperazinyl.
30. The compound or salt of claim 28 or claim 29 wherein -Y-R₄ is selected from the group consisting of -C(O)-alkyl, -C(O)-O-H, -C(O)-O-alkyl, -C(O)-NH₂, -C(O)-NH-alkyl, and -NH-C(O)-alkyl.
31. The compound or salt of any one of claims 1 through 30 wherein Z is alkylene optionally interrupted with one or more -O- groups.
32. The compound or salt of claim 31 wherein Z is selected from the group consisting of C₁₋₆ alkylene and -CH₂CH₂-O-CH₂CH₂-.
33. The compound or salt of any one of claims 1 through 10 wherein Z is a bond.
34. The compound or salt of any one of claims 1 through 33 wherein -O-R₃ is at the 7-position.

35. A compound of the Formula X:



X

5 wherein:

R is selected from the group consisting of alkyl, alkoxy, hydroxy, halogen, and trifluoromethyl;

n is 0 or 1;

R₂ is selected from the group consisting of:

10

- R₄,
- X-R₄,
- X-Y'-R₄, and
- X-R₅';

15

Z is selected from the group consisting of alkylene, alkenylene, and alkynylene, wherein alkylene, alkenylene, and alkynylene can be optionally interrupted with one or more -O- groups;

20

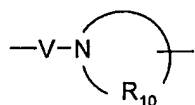
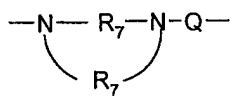
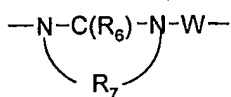
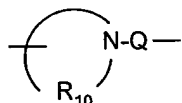
X is selected from the group consisting of alkylene, alkenylene, alkynylene, arylene, heteroarylene, and heterocyclylene wherein the alkylene, alkenylene, and alkynylene groups can be optionally interrupted or terminated with arylene, heteroarylene, or heterocyclylene, and optionally interrupted by one or more -O- groups;

Y' is selected from the group consisting of:

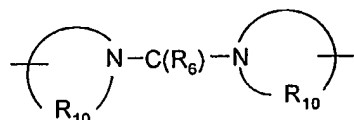
25

- O-,
- S(O)₀₋₂-,
- S(O)₂-N(R₈)-,
- C(R₆)-,
- C(R₆)-O-,
- O-C(R₆)-,

5
 -O-C(O)-O-,
 -N(R₈)-Q-,
 -C(R₆)-N(R₈)-,
 -O-C(R₆)-N(R₈)-,
 -C(R₆)-N(OR₉)-,



, and

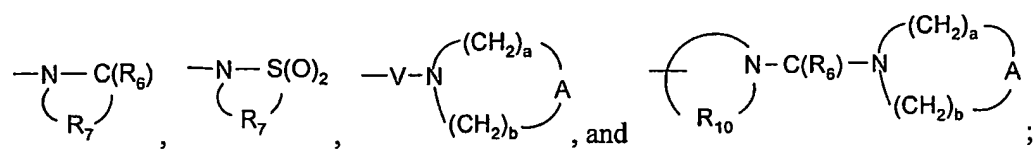


10

R₄ is selected from the group consisting of hydrogen, alkyl, alkenyl, alkynyl, aryl, arylalkylenyl, aryloxyalkylenyl, alkylarylenyl, heteroaryl, heteroarylalkylenyl, heteroaryloxyalkylenyl, alkylheteroarylenyl, and heterocyclyl wherein the alkyl, alkenyl, alkynyl, aryl, arylalkylenyl, aryloxyalkylenyl, alkylarylenyl, heteroaryl, heteroarylalkylenyl, heteroaryloxyalkylenyl, alkylheteroarylenyl, and heterocyclyl groups can be unsubstituted or substituted by one or more substituents independently selected from the group consisting of alkyl, alkoxy, hydroxyalkyl, haloalkyl, haloalkoxy, halogen, nitro, hydroxy, mercapto, cyano, aryl, aryloxy, arylalkyleneoxy, heteroaryl, heteroaryloxy, heteroarylalkyleneoxy, heterocyclyl, amino, alkylamino, dialkylamino, (dialkylamino)alkyleneoxy, and in the case of alkyl, alkenyl, alkynyl, and heterocyclyl, oxo;

15
 20

R₅' is selected from the group consisting of:



R₆ is selected from the group consisting of =O and =S;

R₇ is C₂₋₇ alkylene;

R₈ is selected from the group consisting of hydrogen, alkyl, hydroxyalkylenyl, alkoxyalkylenyl, arylalkylenyl, and heteroarylalkylenyl;

R₉ is selected from the group consisting of hydrogen and alkyl;

R₁₀ is C₃₋₈ alkylene;

A is selected from the group consisting of -O-, -CH₂-, -C(O)-, -S(O)₀₋₂-, and -N(R₄)-;

Q is selected from the group consisting of a bond, -C(R₆)-, -C(R₆)-C(R₆)-, -S(O)₂-, -C(R₆)-N(R₈)-W-, -S(O)₂-N(R₈)-, -C(R₆)-O-, and -C(R₆)-N(OR₉)-;

V is selected from the group consisting of -C(R₆)-, -O-C(R₆)-, -N(R₈)-C(R₆)-, and -S(O)₂-;

W is selected from the group consisting of a bond, -C(O)-, and -S(O)₂-; and

a and b are independently integers from 1 to 6 with the proviso that a + b is ≤ 7; or a pharmaceutically acceptable salt thereof.

36. The compound or salt of claim 35 wherein n is 0 and R₂ is selected from the group consisting of hydrogen, alkyl, alkoxyalkylenyl, and hydroxyalkylenyl.

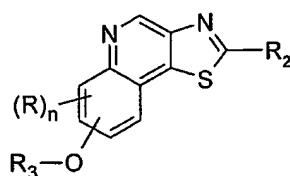
37. A pharmaceutical composition comprising a therapeutically effective amount of a compound or salt of any one of claims 1 through 36 and a pharmaceutically acceptable carrier.

38. A method of inducing cytokine biosynthesis in an animal comprising administering an effective amount of a compound or salt of any one claims 1 through 36 or the pharmaceutical composition of claim 37 to the animal.

39. A method of treating a viral disease in an animal in need thereof comprising administering a therapeutically effective amount of a compound or salt of any one of claims 1 through 36 or the pharmaceutical composition of claim 37 to the animal.

5 40. A method of treating a neoplastic disease in an animal in need thereof comprising administering a therapeutically effective amount of a compound or salt of any one of claims 1 through 36 or the pharmaceutical composition of claim 37 to the animal.

41. A compound of the Formula XII:



XII

wherein:

R₃ is selected from the group consisting of:

- 15
- Z-Y-R₄,
 - Z-Y-X-Y-R₄,
 - Z-Y-X-Y-X-Y-R₄,
 - Z-R₅,
 - Z-Het,
 - Z-Het'-R₄, and

20

 - Z-Het'-Y-R₄;

R is selected from the group consisting of alkyl, alkoxy, hydroxy, halogen, and trifluoromethyl;

n is 0 or 1;

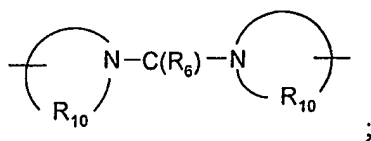
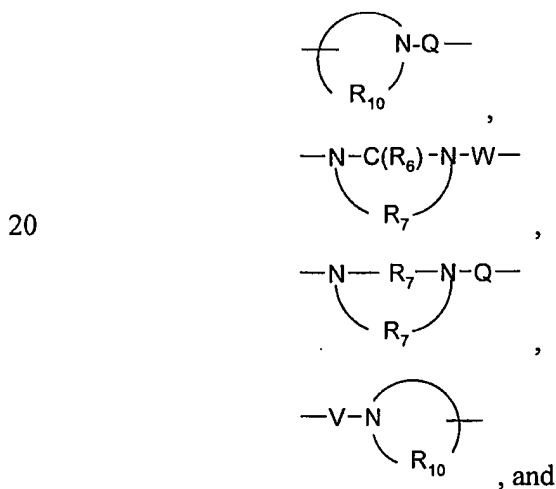
R₂ is selected from the group consisting of:

- 25
- R₄,
 - X-R₄,
 - X-Y'-R₄, and
 - X-R₅';

Z is selected from the group consisting of alkylene, alkenylene, and alkynylene, wherein alkylene, alkenylene, and alkynylene can be optionally interrupted with one or more -O- groups;

Y is selected from the group consisting of:

- 5 -S(O)₀₋₂-,
- S(O)₂-N(R₈)-,
- C(R₆)-,
- C(R₆)-O-,
- O-C(R₆)-,
- 10 -O-C(O)-O-,
- N(R₈)-Q-,
- C(R₆)-N(R₈)-,
- O-C(R₆)-N(R₈)-,
- C(R₆)-N(OR₉)-,
- 15 -O-N(R₈)-Q-,
- O-N=C(R₄)-,
- C(=N-O-R₈)-,
- CH(-N(-O-R₈)-Q-R₄)-,



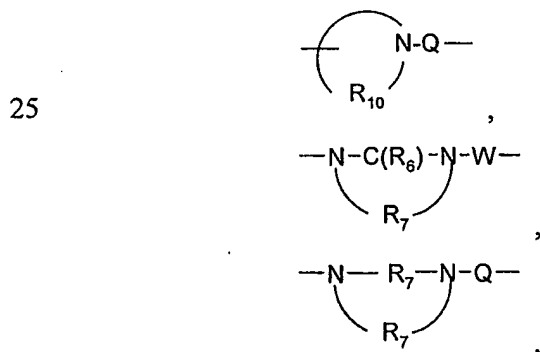
Het is heterocyclyl which can be unsubstituted or substituted by one or more substituents independently selected from the group consisting of alkyl, alkoxy, haloalkyl, haloalkoxy, halogen, nitro, hydroxy, hydroxyalkyl, cyano, hydroxyalkyleneoxyalkylenyl, amino, alkylamino, dialkylamino, and oxo;

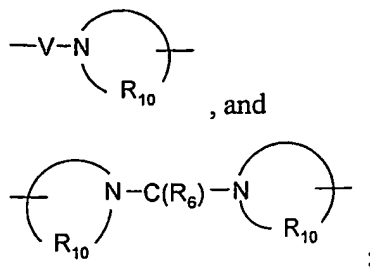
5 Het' is heterocyclylene which can be unsubstituted or substituted by one or more substituents independently selected from the group consisting of alkyl, alkoxy, haloalkyl, haloalkoxy, halogen, nitro, hydroxy, hydroxyalkyl, cyano, amino, alkylamino, dialkylamino, and oxo;

10 X is selected from the group consisting of alkylene, alkenylene, alkynylene, arylene, heteroarylene, and heterocyclylene wherein the alkylene, alkenylene, and alkynylene groups can be optionally interrupted or terminated with arylene, heteroarylene, or heterocyclylene, and optionally interrupted by one or more -O- groups;

 Y' is selected from the group consisting of:

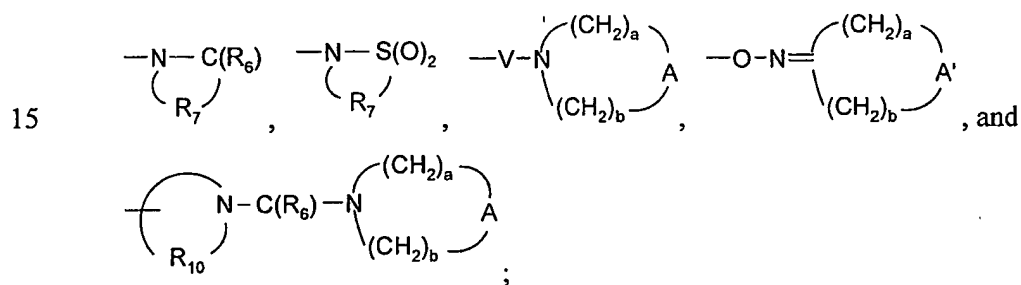
15 -O-,
 -S(O)₀₋₂-,
 -S(O)₂-N(R₈)-,
 -C(R₆)-,
 -C(R₆)-O-,
 -O-C(R₆)-,
 20 -O-C(O)-O-,
 -N(R₈)-Q-,
 -C(R₆)-N(R₈)-,
 -O-C(R₆)-N(R₈)-,
 -C(R₆)-N(OR₉)-,



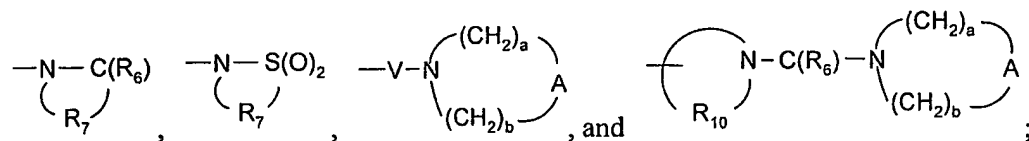


R₄ is selected from the group consisting of hydrogen, alkyl, alkenyl, alkynyl, aryl, arylalkylenyl, aryloxyalkylenyl, alkylarylenyl, heteroaryl, heteroarylalkylenyl, heteroaryloxyalkylenyl, alkylheteroarylenyl, and heterocyclyl wherein the alkyl, alkenyl, alkynyl, aryl, arylalkylenyl, aryloxyalkylenyl, alkylarylenyl, heteroaryl, heteroarylalkylenyl, heteroaryloxyalkylenyl, alkylheteroarylenyl, and heterocyclyl groups can be unsubstituted or substituted by one or more substituents independently selected from the group consisting of alkyl, alkoxy, hydroxyalkyl, haloalkyl, haloalkoxy, halogen, nitro, hydroxy, mercapto, cyano, aryl, aryloxy, arylalkyleneoxy, heteroaryl, heteroaryloxy, heteroarylalkyleneoxy, heterocyclyl, amino, alkylamino, dialkylamino, (dialkylamino)alkyleneoxy, and in the case of alkyl, alkenyl, alkynyl, and heterocyclyl, oxo;

R₅ is selected from the group consisting of:



R_{5'} is selected from the group consisting of:



R₆ is selected from the group consisting of =O and =S;

R₇ is C₂₋₇ alkylene;

R₈ is selected from the group consisting of hydrogen, alkyl, hydroxyalkylenyl, alkoxyalkylenyl, arylalkylenyl, and heteroarylalkylenyl;

R₉ is selected from the group consisting of hydrogen and alkyl;

R₁₀ is C₃₋₈ alkylene;

A is selected from the group consisting of -O-, -CH₂-, -C(O)-, -S(O)₀₋₂-, and -N(R₄)-;

A' is selected from the group consisting of -O-, -S(O)₀₋₂-, -N(Q-R₄)-, and -CH₂-;

5 Q is selected from the group consisting of a bond, -C(R₆)-, -C(R₆)-C(R₆)-, -S(O)₂-, -C(R₆)-N(R₈)-W-, -S(O)₂-N(R₈)-, -C(R₆)-O-, and -C(R₆)-N(OR₉)-;

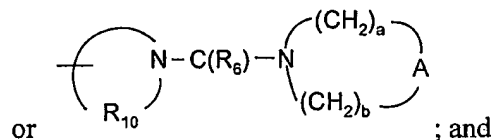
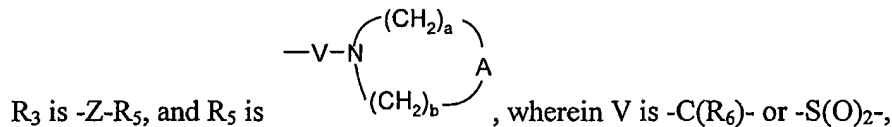
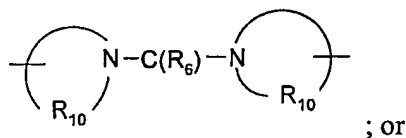
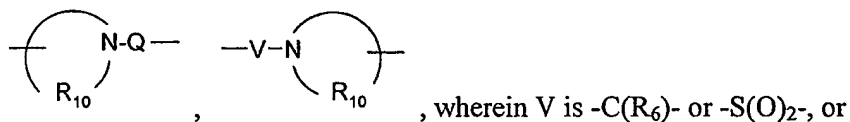
V is selected from the group consisting of -C(R₆)-, -O-C(R₆)-, -N(R₈)-C(R₆)-, and -S(O)₂-;

W is selected from the group consisting of a bond, -C(O)-, and -S(O)₂-; and

10 a and b are independently integers from 1 to 6 with the proviso that a + b is ≤ 7; with the proviso that Z can also be a bond when:

R₃ is -Z-Het, -Z-Het'-R₄, or -Z-Het'-Y-R₄, and Z is attached to an atom other than N in Het or Het'; or

15 R₃ is -Z-Y-R₄, -Z-Y-X-Y-R₄, or -Z-Y-X-Y-X-Y-R₄, and the Y group bonded to Z is -S(O)₂-, -S(O)₂-N(R₈)-, -C(R₆)-, -C(R₆)-O-, -C(R₆)-N(R₈)-,



20 with the further proviso that Y can also be -O- when:

Y is bonded to R₄, and R₄ is selected from the group consisting of hydrogen, aryl, and heteroaryl, wherein aryl and heteroaryl can be unsubstituted or substituted by one or more substituents; or

Y is bonded to Z and X, and X is arylene or heteroarylene;

25 or a pharmaceutically acceptable salt thereof.